


# QuickBook Of Transition Assessments



---

---

**Quickbook of Assessments**  
**Robin Cline, Special Education Program Representative**  
**Dave Halverson, Bev Petersen, Barb Rohrbach, Transition Services Liaison Project**  
**Update 2005**

# TABLE OF CONTENTS

<b>Preface</b>	5
<b>Introduction</b>	
▪ Requirements that make a difference .....	6-7
▪ Transition Assessments: What do we need to know about students and why? .....	8-9
<i>Gary M. Clark, EdD</i>	
<b>Tips Transition Planning Guide - <u>Employment</u></b>	11
▪ Student & Family Interview .....	12
▪ Suggested Transition Activities .....	
<b>Tips Transition Planning Guide - <u>Independent Living</u></b>	
▪ Student & Family Interview .....	13
▪ Suggested Transition Activities .....	14
<b>Tips Transition Planning Guide - <u>Recreation and Leisure</u></b>	
▪ Student & Family Interview .....	15
▪ Suggested Transition Activities .....	16
<b>Tips Transition Planning Guide - <u>Community Participation</u></b>	
▪ Student & Family Interview .....	17
▪ Suggested Transition Activities .....	18
<b>Tips Transition Planning Guide - <u>Post-secondary &amp; Life Long Learning</u></b>	
▪ Student & Family Interview .....	19
▪ Suggested Transition Activities .....	20
<b>Suggested Transition Activities</b>	
▪ Adult Services/Resources - Teacher/Student Version .....	21-22
▪ Adult Services/Resources - Parent Version .....	23-24
<b>Transition Roadmap</b>	
▪ Transition Planning to the Next Grade Level .....	26-27
▪ Grades 7 through 12 .....	28-41
▪ Grades 13 or 14 .....	42-44
<b>Transition Assessment Tools</b>	
▪ Employment .....	46
▪ Lifelong Education and Training .....	47
▪ Home Living .....	48
▪ Community Participation .....	49
▪ Recreation and Leisure .....	49
▪ Personal Life .....	49-50
▪ Independent Living Assessment/Fee Schedule from DRS.....	51-62
▪ Situational Assessment .....	63-71

**Examples of parent letters to discuss transition planning/informal transition questionnaires**

- Parent Example #1 ..... 73
- Parent Example #2 ..... 74-76
- Parent Assessment #3 ..... 77-80
- Student and Parent Questionnaire ..... 81-89
- Parent and Guardian Attitude Survey ..... 90-99

**Learning Style Questionnaire**

- CITE Learning Style Questionnaire #1 ..... 97-99
- C.I.T.E. Score Sheet..... 100-101
- Learning Style Questionnaire #2 ..... 102-104
- Learning Styles Chart ..... 105

**Leisure Interest Checklist ..... 106-107**

**Study Habits Questionnaire ..... 109-110**

**Accommodations Questionnaire ..... 112-113**

- Accommodations Checklist ..... 114-115
- Consideration of Special Factors ..... 116-117
- Modifications ..... 118-119
- Ideas for Adaptations and Modifications ..... 120-122

**Self-Advocacy Questionnaire ..... 124-125**

**Transfer Functional Skills**

- Supported Employment ..... 127-132
- Vocational Training ..... 133-140
- Functional Skills Inventory ..... 141-145
- Four Year College ..... 146-152
- Competitive Employment ..... 153-157

**Career Development Questionnaire**

- Awareness Phase ..... 159
- Exploration Phase ..... 159
- Preparation Phase ..... 160
- Assimilation Phase ..... 160
- Career Development Checklist ..... 161
- Career Assimilation ..... 162

**Assessing Self Determination ..... 164**

**Assistive Technology Assessment ..... 166-171**

**Review**

- Transition Checklist - Planning for Learning after High School ..... 173-175

## **PREFACE**

### **Quick Book of Assessments**

This guide will provide technical assistance to school districts and/or agencies that provide special education or special education and related services to youth with disabilities.

It is helpful to think in terms of what your student's peers are doing at this age, how they are dreaming and planning for their lives after high school, and then attempt to help students with disabilities seek out activities to help them look at their dreams and goals as well.

Just like students without disabilities, students with disabilities, now have many options to explore and many adult service providers to choose who they may receive services from.

When students with disabilities leave special education, the school will no longer provide services. Assistance may be provided by several different agencies serving adults. This is a big change. Families are confronted with a maze of public and private agencies in the community.

Application procedures, funding sources, and eligibility requirements differ for each agency. For students and their families to learn about agencies and to help students acquire the skills they will need, transition planning must begin at age 16 or earlier if determined appropriate. Transition planning is a lifeline to adulthood.

The Individual Education Program (IEP) is designed to help the student begin thinking of where they may want to work and live (with supports as needed) 3 to 5 years following high school. It also has five areas of transition that lead us to a well rounded life. These areas are: employment, independent living, community participation, post secondary training and adult service connections. Short-term goals are established in each of these areas that directly relate to the students' long term goals. Using this methodology, students can decide if their long-term goals are attainable or desired, and this provides an opportunity for them to alter their goals or to reach their goals through careful planning.

If the student will turn age 16 during the year that the IEP is being implemented, the transition plan must be written at age 15, or an additional IEP must be developed with transition planning at the time the student turns 16. The initial transition plan generally focuses on the student's course of study, until age 16. At that time more extensive community connections are coordinated.

---

## Requirements that make a difference!

---

**Before looking at the following assessments in this guide, keep in mind the following requirements!**

**1. *What are the requirements regarding consideration of the student's "preferences and interests" when developing the transition services for the IEP? How are the student's preferences and interests determined?***



The student must have the opportunity to indicate his or her preferences and interests during the IEP meeting when transition services are being considered. If the student does not attend the IEP meeting when transition services are discussed, the district must ensure that the student's interests and preferences are considered during the development of the statement of needed transition services. To accomplish this, the school district may use checklists and other relevant self assessments including personal interviews and situational assessments. Family members and peers could also provide information to assist in determining a student's preferences and interests.

**2. *If a student does not attend the IEP meeting, what steps should the district take to ensure that the student's preferences and interests are considered?***

Neither P.L.105-17 nor P.L.101-476 Regulations prescribe the steps required. However, the best practice suggest that if a student does not plan to attend the meeting, the school district may consider the other methods for obtaining student input prior to the meeting such as: student conferences and inventories, family conferences and inventories, career exploration activities, vocational interest and aptitude inventories, situational assessments, and input from peers and other persons who know the student. It is required that the student's interests and preferences are considered during development of the statement of needed transition services.

**3. *Every IEP must include:***

- a statement of the child's present levels of educational performance (including how the disability affects involvement and progress in the general curriculum)
- a statement of measurable annual goals including measurable benchmarks or short-term objectives
- a statement of the special education and related services and supplementary aids and services to be provided to the child, or on behalf of the child

- -an explanation of the extent, if any, to which the child will not participate with non disabled children in the regular class and extracurricular activities
- -a statement of any individual modifications in the administration of State or district wide assessments of student achievement that are needed in order for the child to participate in such assessment. If the IEP team determines that the child will not participate in such assessments, a statement of why that assessment is not appropriate for the child and how the child will be assessed.
- -a projected date for beginning of services and modifications, and anticipated frequency, location, and duration of the services
- -beginning at age 16, and updated annually, a statement of the transition service needs of the child that focuses on the child's courses of study (such as participation in advanced placement courses or a vocational education program)
- -beginning at age 16 (or younger, if determined appropriate by the IEP team), a statement of needed transition services for the child, including, when appropriate, a statement of the interagency responsibilities or any needed linkages
- -beginning at least one year before the child reaches the age of majority under State law, a statement that the child has been informed of his or her rights under this title, if any, that will transfer to the child on reaching the age of majority, a statement of how the child's progress toward annual goals will be measured, how the children's parents will regularly be informed of progress toward the annual goals and the extent to which that progress is sufficient to enable the child to achieve them by the end of the year.



## Transitions Assessment

by Gary M. Clark, EdD

### What do we need to know about students and why?

Most professionals in special education have a general understanding of the term *assessment*. The main question in using the term *transition assessment* is whether or not there is an understanding of the term *transition*. Since the mid-1980s, when the word first became popular, writers have attempted to define it, explain it, and shape it. These definitions and explanations are important in communicating not only with one another in the field, but also with the students and families with whom we work and with others outside the field.

If we let federal initiatives, legislation, or definitions shape our understanding of the word transition, we may allow those terms to limit our thinking about assessment. For example, professionals in early childhood special education actually staked a claim to the term transition in 1989 when the Education of the Handicapped Act Amendments of 1986 (P.L. 99-457) required that a transition plan be developed by age 3 for all children being served in early childhood programs as specified in Part H (now Part C) of the act. This transition plan was intended to facilitate the planning for interagency linkages between providers of special services of young children (ages 0-3) and Part B public school providers of young children (ages 3-5). Naturally, if early childhood advocates view this specific transition as *the* transition rather than as one of many important transitions, it is likely that their definition of transition assessment will relate only to this transition.

Similarly, when secondary school professionals want to define transition only in terms of school to work (or careers), school to postsecondary education, or school to adult community living, they limit themselves as well. With such a narrow view of transition, assessment policies and procedures will reflect a similarly narrow perspective. We ask the questions, we are interested in as they relate to the primary outcomes we consider in the targeted environment or setting for the transition process.

Defining transition in relation to a developmental age or level is not wrong, however, if it is clear that each developmental definition is legitimate and that all life transitions are important. From this broader perspective, transition assessment may be better described as *transitions assessments*, and explained as *appropriate multiple assessments for particular multiple transitions throughout life*.

Unfortunately, limiting a definition of transition to a developmental stage is not the only way we have limited our concept of transition. When the term *transition* began to be popular in the mid 1980's, transition planning and service initiatives were directed most aggressively toward populations with severe disabilities; even by 2005, some high school programs for students with moderate to severe disabilities were still labeled "transition" programs. By implication, this naming convention has led to a distinction between these "transition" programs and other educational programs and services provided to all other students with disabilities. Because most of these early programs




were community-based employment programs, school-based and traditional academic programs for other disability groups were not perceived as being related to transition. This was, and is, an unfortunate distinction, because it makes the acceptance of the broader idea of transition programming more difficult (Halpern, 1985; Sitlington & Clark, 2006).

How can assessment for lifelong transitions be defined in a way that embraces all age and developmental levels as well as all types and severity levels of disabilities? To frame discussion in this book and to present a point of view to advocates of transition, I offer the following working definition of transitions assessment:

*Transitions assessment is a process of obtaining, organizing and using information to assist all individuals with disabilities of all ages and their families in making all critical transitions in those individuals' lives both successful and satisfying.*

Patton and Dunn (1998) proposed that there are both vertical and horizontal transition events in each person's life. Vertical transition events refer to age and developmental events or benchmarks in life through which most people go—infant to toddler, toddler to elementary school-age child, elementary-school-age child to preadolescent, and so on up through old age. Most of these transition events are anticipated, natural life events. Horizontal transition events refer to change events that occur within any one of the vertical transition stages, and which require some adjustments. Some of these events are deliberately created or chosen (e.g., moving to another location, taking a certain job, going to college, getting married). Other events are unexpected or "forced" on individuals by chance or external circumstances (e.g., death, divorce, illness, accidents). For example, a toddler with a disability may need to make the horizontal transition from being an only child to being a sibling; a preadolescent would need to make a horizontal transition if the parents divorce or the family moves; an adolescent would need to make major horizontal transitions in life goals if he or she has a permanently disabling traumatic head injury; an adult would need to make a horizontal transition from employment to unemployment if he or she is laid off.

In vertical as well as horizontal transitions, what is considered successful or satisfying depends upon an individual's goals and the extent to which those goals are achieved. Most individuals feel successful in some transition event (e.g., new job, new role, new status) if they have achieved their prior goals related to that event or if they are satisfied with the process, the outcomes, or both. Good transitions assessment addresses each individual's goals and expectations for a transition period or event. Good transitions assessment also suggests planning areas, preparation needs, or decision making that would increase the likelihood of achieving and being satisfied with those goals and expectations. In other words, using the definition above, vertical and horizontal transitions assessment should help individuals and their families define goals for all of the individual's transition needs across the life span.



# **TIPS TRANSITION PLANNING GUIDE**

## **Student & Family Interview**

**Employment**

**Independent Living**

**Recreational and Leisure**

**Community Participation**

**Postsecondary & Life Long Learning**

**Adult Services/Resources**

## **Suggested Transition Activities**

**Employment**

**Independent Living**

**Recreational and Leisure**

**Community Participation**

**Postsecondary & Life Long Learning**

**Adult Services/Resources**

**TIPS TRANSITION PLANING GUIDE  
STUDENT & FAMILY INTERVIEW  
Employment**

(Job seeking and keeping skills, participation in volunteer or vocational activities and the ability to achieve meaningful employment.)

**Student Information:**

Student Name: \_\_\_\_\_ Grade: \_\_\_\_\_ Date: \_\_\_\_\_  
Person Responding: \_\_\_\_\_ ID: \_\_\_\_\_  
Interviewer: \_\_\_\_\_ School Year: \_\_\_\_\_

**Question 1:**

What are your future (adult) goals for a career or a job? To help you decide, you may want to consider some of your interests, skills, preferences or needs. You may also want to include information from your career interest assessment.

- |                              |                              |
|------------------------------|------------------------------|
| _____ part time employment   | _____ full time employment   |
| _____ indoor work            | _____ outdoor work           |
| _____ quiet, non-active work | _____ active, physical work  |
| _____ large business setting | _____ small business setting |
| _____ near home              | _____ can travel some        |
| _____ work by myself         | _____ working with a group   |
| _____ paid employment        | _____ volunteer activities   |

\_\_\_\_\_  
\_\_\_\_\_

**Question 2:**

What are you currently doing to help you towards your goal in jobs/career training? To help you answer, include any activities, classes or accomplishments you had to help you move towards a job or career such as:

What classes or community job training have you had?

What kind of jobs or volunteer activities have you had?

What are your work skills, academic skills or behavior/social skills?

\_\_\_\_\_  
\_\_\_\_\_

**Question 3:**

What do you need to do or learn in the next year to help you move towards your goal in jobs or career training? See the list on the next page for ideas. Be sure to include your academic, behavior or medical or physical needs.

\_\_\_\_\_  
\_\_\_\_\_  
\_\_\_\_\_

Team Work, 1997 Minneapolis Public Schools & University of Minnesota, 1993 Student and Family Interview – This tool may be photocopied.

## SUGGESTED TRANSITION ACTIVITIES

### Employment

The following list includes examples of activities for this year that could help you achieve your future adult goal. These activities may be used to develop activities or goals/objectives on the IEP. For those activities already accomplished, circle "already addressed and completed".

- CIRCLE                    1 .....Consider for this year  
                                   2 .....Already in progress  
                                   3 .....Already addressed and completed

Suggested Grade

8-9   10   11   12

• • • • •	1	2	3	Participate in work responsibilities (chores) at home.
• • • • •	1	2	3	Visit possible employment sites and shadow employees.
• • • • •	1	2	3	Become aware of career opportunities and interests.
• • • • •	1	2	3	Receive vocational training within the community.
• • • • •	1	2	3	Develop interpersonal skills necessary to maintain employment.
				Participate in summer employment.
				Identify people and agencies who can assist in job search.
				Apply for support from Rehabilitation Services.
				Identify and check eligibility requirements for other job supports.
				Identify and apply for day training and habitation services.
				Identify and arrange for transportation to and from work.
	1	2	3	Other: _____
				_____
	1	2	3	Other: _____
				_____
				_____

# TIPS TRANSITION PLANNING GUIDE

## STUDENT & FAMILY INTERVIEW Independent Living

(Where you live as an adult and the necessary skills to function in a desired living situation)

### Student Information:

Student Name: \_\_\_\_\_ Grade: \_\_\_\_\_ Date: \_\_\_\_\_  
Person Responding: \_\_\_\_\_ ID: \_\_\_\_\_  
Interviewer: \_\_\_\_\_ School Year: \_\_\_\_\_

### Question 1:

What are your future (adult) goals for independent living or where you want to live? To help you decide, you may consider some of your skills, strengths and needs you need to:

- |   |                                      |
|---|--------------------------------------|
| _____ live alone or independently         | _____ live with friends or roommates |
| _____ live with parents or foster parents | _____ live with other relatives      |
| _____ live with husband or wife           | _____ live in supervised residential |
| _____ other                               |                                      |

---

---

---

---

### Question 2:

What are you currently doing to help you towards your goal in home or independent living? To help you answer, include any classes, activities, or jobs/responsibilities at home that have helped you in this area.

---

---

---

---

### Question 3:

What do you need to do or learn in the next year to help you move towards your goal in home or independent living? See the list on the next page for ideas. Be sure to include your academic, behavior or medical needs.

---

---

---

---

## SUGGESTED TRANSITION ACTIVITIES

### Independent Living

The following list includes examples of activities for this year that could help you achieve your future adult goal. These activities may be used to develop activities or goals/objectives on the IEP. For those activities already accomplished, circle "already addressed and completed".

- CIRCLE            1 .....Consider for this year  
                          2 .....Already in progress  
                          3 .....Already addressed and completed

Suggested Grade

8-9   10   11   12

• • • • •	1	2	3	Develop personal care skills including hygiene, health, private and public behavior.
• • • • •	1	2	3	Develop acceptable intimate/sexual behavior.
• • • • •	1	2	3	Develop housekeeping and cooking skills.
• • • • •	1	2	3	Develop budgeting skills.
• • • • •	1	2	3	Identify who to call and what to do in emergency situations.
• •	1	2	3	Participate in independent living training program.
• •	1	2	3	Identify persons or services to assist in locating a place to live.
• •	1	2	3	Apply for county case management services, if applicable.
• • • • •	1	2	3	Identify neighborhood services and supports.
• • • • •	1	2	3	Identify and apply for financial support (i.e., SSI).
• • • • •	1	2	3	Identify resources and support for child care, if necessary.
• • • • •	1	2	3	Identify transportation services near home.
	1	2	3	Other: _____
				_____
				_____
	1	2	3	Other: _____
				_____
				_____

Team Work   Minneapolis Public Schools & University of Minnesota, 1993   Student and Family Interview – This tool may be photocopied.

# TIPS TRANSITION PLANNING GUIDE

## STUDENT & FAMILY INTERVIEW Recreation and Leisure

(Recreation, leisure and social activities after high school)

### Student Information:

Student Name: \_\_\_\_\_ Grade: \_\_\_\_\_ Date: \_\_\_\_\_  
Person Responding: \_\_\_\_\_ ID: \_\_\_\_\_  
Interviewer: \_\_\_\_\_ School Year: \_\_\_\_\_

### Question 1:

What are your future (adult) goals for leisure, social or recreational activities after high school? To help you decide, you may want to consider the interests you have now, and the skills or accomplishments you have. You may also want to think of things such as:

- |                           |                             |
|---------------------------|-----------------------------|
| _____ hobbies             | _____ participatory sports  |
| _____ spectator sports    | _____ social activities     |
| _____ cultural activities | _____ relaxation activities |
| _____ vacation, travel    | _____ other                 |

---

---

---

---

### Question 2:

What are you currently doing to help you towards your goal in recreation, leisure or social activities? To help you answer, include any activities you enjoy doing now.

---

---

---

---

### Question 3:

What do you need to do or learn in the next year to help you move towards your goal in recreation and leisure? See the list on the next page for ideas. Be sure to include academic, behavior, medical or physical needs you may have.

---

---

---

---

## SUGGESTED TRANSITION ACTIVITIES

### Recreation and Leisure

The following list includes examples of activities for this year that could help you achieve your future adult goal. These activities may be used to develop activities or goals/objectives on the IEP. For those activities already accomplished, circle "already addressed and completed".

- CIRCLE                    1 .....Consider for this year  
                                   2 .....Already in progress  
                                   3 .....Already addressed and completed

Suggested Grade

8-9   10   11   12

• • • • •	1	2	3	Develop an array of specific recreation/leisure skills.
• • • • •	1	2	3	Develop spectator or audience member skills.
• • • • •	1	2	3	Identify acceptable dress behavior for a variety of situations.
• • • • •	1	2	3	Identify transportation options.
• • • • •	1	2	3	Arrange social activities.
• • • • •	1	2	3	Establish exercise routines.
• • • • •	1	2	3	Identify local health clubs for possible membership.
• • • • •	1	2	3	Identify and possible social supports through family and community.
• • • • •	1	2	3	Identify activities through community education classes.
• • • • •	1	2	3	Other: _____
				_____
	1	2	3	Other: _____
				_____
				_____

Team Work Minneapolis Public Schools & University of Minnesota, Student and Family Interview – This tool may be photocopied.



## TIPS TRANSITION PLANNING GUIDE

### STUDENT & FAMILY INTERVIEW Community Participation

(Involvement in community activities after high school)

#### Student Information:

Student Name : \_\_\_\_\_ Grade: \_\_\_\_\_ Date: \_\_\_\_\_  
Person Responding: \_\_\_\_\_ ID: \_\_\_\_\_  
Interviewer: \_\_\_\_\_ School Year: \_\_\_\_\_

#### Question 1:

What are your future (adult) goals in community participation? To help you decide, think about what kinds of activities adults are involved in with your community. Consider things such as:

- |                             |  |
|-----------------------------|--|
| _____ voting                | _____ shopping                             |
| _____ accessing health care | _____ using public/personal transportation |
| _____ banking               | _____ club or neighborhood organizations   |
| _____ religious activities  | _____ adult agency support                 |
| _____ library               | _____ other                                |

---

---

---

#### Question 2:

What are you currently doing in the community to help you towards your future goal? To help you answer, include any activities, classes or experiences you have had.

---

---

---

#### Question 3

What do you need to do in the next year to help you move towards your goal in community participation? To help you answer, consider your academic, behavior or medical or physical needs. See the list on the next page for ideas.

---

---

---

## SUGGESTED TRANSITION ACTIVITIES Community Participation

The following list includes examples of activities for this year that could help you achieve your future adult goal. These activities may be used to develop activities or goals/objectives on the IEP. For those activities already accomplished, circle "already addressed and completed".

- CIRCLE            1 .....Consider for this year  
                          2 .....Already in progress  
                          3 .....Already addressed and completed

Suggested Grade

8-9   10   11   12

• • • • •	1	2	3	Become aware of community interests and options.
• • • • •	1	2	3	Develop shopping skills.
• • • • •	1	2	3	Learn to order and dine at restaurants.
• • • • •	1	2	3	Develop skills to ensure personal safety.
• • • • •	1	2	3	Assess vulnerability status.
• • • • •	1	2	3	Learn to use public transportation.
• • • • •	1	2	3	Obtain driver's license.
• • • • •	1	2	3	Obtain a state identification card.
• • • • •	1	2	3	Open and learn to use a bank account.
• • • • •	1	2	3	Learn to schedule appointments.
• • • • •	1	2	3	Become aware of rights regarding physical accessibility.
•	1	2	3	Identify and check eligibility requirements for adult support.
•	1	2	3	Register for military selective service.
•	1	2	3	Register to vote and learn to vote at local precinct.
• •	1	2	3	Explore guardianship issues.
	1	2	3	Other: _____
				_____
	1	2	3	Other: _____
				_____
				_____

Team Work Minneapolis Public Schools & University of Minnesota Student and Family Interview – This tool may be photocopied.

**TIPS TRANSITION PLANNING-GUIDE**  
**STUDENT & FAMILY INTERVIEW**  
**Post-secondary & Life Long Learning**  
(Education and training after high school)

**Student Information:**

Student Name: \_\_\_\_\_ Grade: \_\_\_\_\_ Date: \_\_\_\_\_  
Person Responding: \_\_\_\_\_ ID: \_\_\_\_\_  
Interviewer: \_\_\_\_\_ School Year: \_\_\_\_\_

**Question 1:**

What are your future (adult) goals for post-secondary education? To help you decide, think about the education needed to meet your career goals. Consider things such as:

- |                                  |                                   |
|----------------------------------|-----------------------------------|
| _____ 2 year Community College   | _____ Technical College           |
| _____ Trade or Business School   | _____ Community Education Classes |
| _____ 4 year College, University | _____ Military Service            |
| _____ other                      | _____ No interest at this time    |

---

---

---

**Question 2:**

What are you currently doing to help you towards your future goal in post-secondary or life long learning? In your answer, include any activities, classes or accomplishments which have helped you move towards post-secondary education such as:

- \_\_\_\_\_ What classes are you taking now?
- \_\_\_\_\_ What are your academic skills?
- \_\_\_\_\_ What accommodations or modifications do you use?
- \_\_\_\_\_ Have you visited a post-secondary school?

---

---

---

**Question 3:**

What do you need to do in the next year to help you move towards your post-secondary goal? See the list on the next page for ideas. To help you answer, consider your academic, behavior or medical needs.

---

---

---

## SUGGESTED TRANSITION ACTIVITIES Post-secondary & Life Long Learning

The following list includes examples of activities for this year that could help you achieve your future adult goal. These activities may be used to develop activities or goals/objectives on the IEP. For those activities already accomplished, circle "already addressed and completed".

- CIRCLE            1 .....Consider for this year  
                          2 .....Already in progress  
                          3 .....Already addressed and completed

Suggested Grade

8-9   10   11   12

• • • • •	1	2	3	Identify personal learning styles.						
• • • • •	1	2	3	Become aware of career interests and options.						
• • • • •	1	2	3	Become aware of post-secondary enrollment options.						
	• •	1	2	3	Visit post-secondary institutions.					
		• •	1	2	3	Register and take college entrance exams.				
			• •	1	2	3	Develop a resume and request letters of recommendation.			
				• •	1	2	3	Identify and apply to post-secondary institutions.		
					• •	1	2	3	Identify supports needed at post-secondary sites.	
						• •	1	2	3	Identify and check eligibility requirements for adult support.
• • • • •	1	2	3	Check courses and credits toward high school graduation.						
				• •	1	2	3	Apply for financial aid, scholarships, etc.		
					• •	1	2	3	Arrange for transportation and housing, if necessary.	
						1	2	3	Other: _____	
									_____	
									_____	
						1	2	3	Other: _____	
									_____	
									_____	

**SUGGESTED TRANSITION ACTIVITIES  
Adult Services/Resources**

**Assessment Checklist**

**Teacher/Student Version**

Date: \_\_\_\_\_  
Name of Student: \_\_\_\_\_  
School: \_\_\_\_\_  
Grade: \_\_\_\_\_ Age: \_\_\_\_\_  
Name/title of person completing this form: \_\_\_\_\_

At or before age 16, school staff are required to invite potential adult service providers to student IEP meetings. The IEP must also include a statement of interagency responsibilities or any needed linkages.

**Please check which adult services you feel this student may need now or continue to benefit from following completion of secondary services. Discuss results at student's IEP meeting.**

\_\_\_\_\_ **Division of Vocational Rehabilitation (DVR).** DVR funds the "Project Skills" program, a paid work experience program available for students age 16 and older who qualify. DVR assists individuals with physical or mental disabilities to obtain employment and live independently. Services may include: counseling, training, job placement and more.

\_\_\_\_\_ **Service to the Blind and Visually Impaired (SBVI).** Can offer services to individuals who have blindness or a visual impairment, such as adjustment to blindness training, rehabilitation counseling, assistance in finding and keeping a job, tools and supplies needed to reach goals, vocational training, post-secondary preparation, assistive technology, and more.

\_\_\_\_\_ **Social Security Administration.** Manages two different disability programs – SSDI and SSI. Both programs provide a monthly income for people with disabilities, but the rules that affect eligibility for them are different.

\_\_\_\_\_ **Centers for Independent Living.** Staff at several Centers located throughout the state could assist in these areas: housing, community resources, independent living skills, peer support, employment, self-advocacy, personal safety, individual rights, and attendant management.

\_\_\_\_\_ **Mental Health Centers.** Provide a full range of mental health services, including: emergency care, evaluations, case management, consultation, and outpatient care.

\_\_\_\_\_ **One-Stop Career Centers/Career Learning Centers.** Can provide job listings and help with making applications and employer contacts.

\_\_\_\_\_ **Assistive Technology.** DakotaLink has four centers around the state that can provide assistance to individuals of all ages to help locate, acquire and use the latest available assistive devices that best meet the need to maintain independence at home, work, classroom or in leisure activities.

\_\_\_\_\_ **Adjustment Training Centers (ATC).** ATC's are located throughout the state and provide day and/or residential services to individuals with developmental disabilities, primarily age 16 and older. Services include: community living training, home/community based services, follow-along services, pre-vocational and vocational training.

\_\_\_\_\_ **Advocacy Services.** S.D. Advocacy Services provides services such as information and referral, advocates, client assistance program for adults with disabilities, self-advocacy training and more.

\_\_\_\_\_ **Resource Coordinator.** The Division of Developmental Disabilities employs statewide Resource Coordinators to assist individuals with developmental disabilities and their families in accessing services.

\_\_\_\_\_ **Health service providers.** Can be provided by public health nurses or other health care providers depending on individual student needs.

\_\_\_\_\_ **Post –Secondary Schools.** Post-secondary education can be pursued through avenues such as public or private colleges, universities, community colleges, technical colleges, and business and traditional schools. Post-secondary schools have staff specifically assigned to counsel students with disabilities.

\_\_\_\_\_ **Employers.** Can offer job sites for work-based learning, Project Skills program, or provide information on what work habits and skill levels are needed for certain kinds of work.

\_\_\_\_\_ **Legal Guardianship.** The S.D. Guardianship Program provides professional guardianship, conservatorship, and related protective services for adults with disabilities. Other services include: consultation, estate planning assistance, information/resources, future planning, and trustee services.

\_\_\_\_\_ **Easter Seals.** Serves persons with disabilities of all ages across the state. Family services provided include: medical equipment loan, equipment matches, wheelchair clinics, hearing aid lending, AgrAbility, and more.

\_\_\_\_\_ **Communication Services for the Deaf (CSD).** Serves deaf and hard-of-hearing people in South Dakota. Some services provided include: interpreting, advocacy and consultation, employment services, communication equipment, independent living, mentoring and more.

\*\* A complete listing of these resources is also available through the  
“Resource Guide for People with Disabilities”, developed and distributed by  
Center for Disabilities. To get a free copy, call  
1-800-658-3080.

## Adult Services/Resources

### Assessment Checklist

#### Parent Version

Date: \_\_\_\_\_  
Name of Student: \_\_\_\_\_  
School: \_\_\_\_\_  
Grade: \_\_\_\_\_ Age: \_\_\_\_\_  
Name of person completing this form: \_\_\_\_\_

At or before age 16, school staff are required to invite potential adult service providers to student IEP meetings. The IEP must also include a statement of interagency responsibilities or any needed linkages.

**Please check which adult services you feel your son/daughter may need now or continue to benefit from following completion of secondary services. Discuss results at their IEP meeting.**

\_\_\_\_\_ **Division of Vocational Rehabilitation (DVR).** DVR funds the “Project Skills” program, a paid work experience program available for students age 16 and older who qualify. DVR assists individuals with physical or mental disabilities to obtain employment and live independently. Services may include: counseling, training, job placement and more.

\_\_\_\_\_ **Service to the Blind and Visually Impaired (SBVI).** Can offer services to individuals who have blindness or a visual impairment, such as adjustment to blindness training, rehabilitation counseling, assistance in finding and keeping a job, tools and supplies needed to reach goals, vocational training, post-secondary preparation, assistive technology, and more.

\_\_\_\_\_ **Social Security Administration.** Manages two different disability programs – SSDI and SSI. Both programs provide a monthly income for people with disabilities, but the rules that affect eligibility for them are different.

\_\_\_\_\_ **Centers for Independent Living.** Staff at several Centers located throughout the state could assist in these areas: housing, community resources, independent living skills, peer support, employment, self-advocacy, personal safety, individual rights, and attendant management.

\_\_\_\_\_ **Mental Health Centers.** Provide a full range of mental health services, including: emergency care, evaluations, case management, consultation, and outpatient care.

\_\_\_\_\_ **One-Stop Career Centers/Career Learning Centers.** Can provide job listings and help with making applications and employer contacts.

\_\_\_\_\_ **Assistive Technology.** DakotaLink has four centers around the state that can provide assistance to individuals of all ages to help locate, acquire and use the latest available assistive devices that best meet the need to maintain independence at home, work, classroom or in leisure activities.

\_\_\_\_\_ **Adjustment Training Centers (ATC).** ATC's are located throughout the state and provide day and/or residential services to individuals with developmental disabilities, primarily age 16 and older. Services include: community living training, home/community based services, follow-along services, pre-vocational and vocational training.

\_\_\_\_\_ **Advocacy Services.** S.D. Advocacy Services provides services such as information and referral, advocates, client assistance program for adults with disabilities, self-advocacy training and more.

\_\_\_\_\_ **Resource Coordinator.** The Division of Developmental Disabilities employs statewide Resource Coordinators to assist individuals with developmental disabilities and their families in accessing services.

\_\_\_\_\_ **Health service providers.** Can be provided by public health nurses or other health care providers depending on individual student needs.

\_\_\_\_\_ **Post-Secondary Schools.** Post-secondary education can be pursued through avenues such as public or private colleges, universities, community colleges, technical colleges, and business and traditional schools. Post-secondary schools have staff specifically assigned to counsel students with disabilities.

\_\_\_\_\_ **Employers.** Can offer job sites for work-based learning, Project Skills program, or provide information on what work habits and skill levels are needed for certain kinds of work.


\_\_\_\_\_ **Legal Guardianship.** The S.D. Guardianship Program provides professional guardianship, conservatorship, and related protective services for adults with disabilities. Other services include: consultation, estate planning assistance, information/resources, future planning, and trustee services.

\_\_\_\_\_ **Easter Seals.** Serves persons with disabilities of all ages across the state. Family services provided include: medical equipment loan, equipment matches, wheelchair clinics, hearing aid lending, AgriAbility, and more.

\_\_\_\_\_ **Communication Services for the Deaf (CSD).** Serves deaf and hard-of-hearing people in South Dakota. Some services provided include: interpreting, advocacy and consultation, employment services, communication equipment, independent living, mentoring and more.

\*\*Ask school staff to provide you with contact names/phone numbers for any of the above listed resources. A complete listing of these resources is also available through the "Resource Guide for People with Disabilities", developed and distributed by Center for Disabilities. To get your free copy, call 1-800-658-3080.





# Transition Road Map

## Transition Planning to Next Grade Level

### 7<sup>th</sup> Grade Assessments

8<sup>th</sup>

9<sup>th</sup>

10<sup>th</sup>

11<sup>th</sup>

12<sup>th</sup>

13<sup>th</sup>

14<sup>th</sup>

## **Please note: Transition Planning to Next Grade Level**

Extra planning and support are necessary for most students to make a successful transition to the next grade level. Often times the receiving teacher has to depend on informal contact with the sending teacher, casual observations, and documentation in order to gain information about their next students. A more formal approach is necessary for students who need adaptations in goals, methods, or approaches in order to ensure their success. Planning for a successful transition of a student is basically a process of sharing information effectively and efficiently.

The student's planning TEAM will want to include the receiving classroom teacher in the transition planning. The team may also want to include the student and friends/classmates, if appropriate.

It is important to start early enough so that all team members have enough time to convey the information that is necessary. The receiving teacher can spend time observing the student in his or her current classroom. The student could visit the receiving teacher's class.

Investing time in the transition process will ensure that the educational gains made over the school year are maintained and built upon the following year.

### **Things to Consider:**

- |   |  |
|---|--|
| <b>Learning Characteristics</b>                       | <ul style="list-style-type: none"><li>◆ What is the student's learning style?</li><li>◆ What is the student's learning rate?</li></ul>   |
| <b>Instructional Approaches/Styles of Interaction</b> | <ul style="list-style-type: none"><li>◆ What types of instructional approaches seem most successful?</li><li>◆ Are there particular styles of interaction which are best suited to the student?</li></ul>      |
| <b>Physical Setting</b>                               | <ul style="list-style-type: none"><li>◆ Does the student need physical support in seating?</li><li>◆ Does the room arrangement need to be modified to accommodate any equipment the student may use?</li></ul> |
| <b>Interests and Motivations</b>                      | <ul style="list-style-type: none"><li>◆ What gets the student excited?</li><li>◆ What are the student's hobbies?</li></ul>   |
| <b>Communication</b>                                  | <ul style="list-style-type: none"><li>◆ How does the student communicate?</li><li>◆ Is the student able to express their needs?</li></ul>  |
| <b>Friendships/Social Skills</b>                      | <ul style="list-style-type: none"><li>◆ Will any of the student's friends be moving on with the student?</li></ul>   |

- ◆ Does the student make friends easily?
  - ◆ How does the student interact socially?
- Parent/Professional Partnerships**
- ◆ How much involvement does the parent/care giver prefer to have?
  - ◆ What form does parent/school communication take and what is the frequency? (i.e. daily notebook, weekly phone calls?)
- Achievement in Different Curricular Areas**
- ◆ Reading
  - ◆ Writing
  - ◆ Math
  - ◆ Content Areas
  - ◆ Special Area Classes
- Functional Routines**
- ◆ Self-help skills
  - ◆ School jobs
  - ◆ Free-time skills
  - ◆ Community skills
- Other School Routines**
- ◆ Concerns about the bus or walking/wheeling to school
  - ◆ Breakfast program
  - ◆ Lunch
  - ◆ Extracurricular activities/participation
  - ◆ Recess
  - ◆ Transitions between activities
- Health/Safety Concerns**
- ◆ Medications
  - ◆ Allergies
  - ◆ Seizures
- Equipment/Adaptations**
- ◆ Does the student use any material aids or adaptations (i.e., picture schedule, pencil grip, calculator, picture lists)?
    - Are testing modifications or adaptations needed?

**Planning Your Dreams: A Roadmap For Life After High School For  
Students With Disabilities And Their Families**

**Transition Road Map  
(this process can start as early as 7<sup>th</sup> grade, if appropriate)**

	<b>This process can start as early as 7<sup>th</sup> grade</b>
Assessment	<ul style="list-style-type: none"> <li><input type="checkbox"/> Complete Transition Interview</li> </ul>
Needs	<ul style="list-style-type: none"> <li><input type="checkbox"/> Establish IEP team responsibilities</li> <li><input type="checkbox"/> Determine student's basic standards testing status/profiles of learning</li> <li><input type="checkbox"/> Begin to discuss and develop an awareness for long range transition goals</li> <li><input type="checkbox"/> Address transportation/mobility needs and contact district mobility specialist if needed</li> </ul>
Activities/Agency Linkages	<ul style="list-style-type: none"> <li><input type="checkbox"/> Enroll student (with parent involvement) into appropriate high school</li> <li><input type="checkbox"/> Introduce parent to "Resource Guide for People with Disabilities" and discuss what services are available to them</li> <li><input type="checkbox"/> Develop an awareness of adaptive sports and other extracurricular activities available</li> </ul>

## Transition Road Map

### PLANNING YOUR TRANSITION Grade 8

	8 <sup>th</sup> grade - 14 years
Assessments	<ul style="list-style-type: none"><li>❑ Complete Enderle-Severson Transition Rating Scale (ESTR) or other Transition Assessment, such as TPI, Brigance, etc.</li><li>❑ Introduce transportation options</li></ul>
Needs	<ul style="list-style-type: none"><li>❑ Establish IEP team responsibilities</li><li>❑ Determine student's basic standards testing status</li></ul>
Activities/Agency Linkages	<ul style="list-style-type: none"><li>❑ Enroll student (with parent involvement) into appropriate high school</li></ul>

**Transition Roadmap**  
**PLANNING YOUR TRANSITION**  
**Grade 9**

	<b>Four to Five Years Before Graduation (Grade 9)</b>
<b>Learning After High School</b>	<ul style="list-style-type: none"> <li>❑ Learn your personal learning style</li> <li>❑ Become aware of options for further education (for example, colleges or trade schools) through your guidance counselor</li> <li>❑ Check on your courses and credits toward high school graduation</li> <li>❑ Look into college or continuing education schools or programs, and their admission requirements.</li> <li>❑ Identify sources of financial support</li> <li>❑ Contact DRS (Division of Rehabilitation Services) to find out about their services</li> <li>❑ Explore agency services such as Family Support Program; Resource Coordinators</li> <li>❑ Identify course requirements for post-high school programs</li> </ul>
<b>Jobs &amp; Job Training</b>	<ul style="list-style-type: none"> <li>❑ Begin career exploration (CHOICES Program Interest Inventories, etc)</li> <li>❑ Take introductory courses on “the world of work”</li> <li>❑ Begin pre-employment or plan out high school course work</li> <li>❑ Locate or obtain Social Security card</li> <li>❑ Visit possible employment settings and shadow employees</li> <li>❑ Participate in summer employment</li> <li>❑ Volunteer in your community</li> <li>❑ Find out about assistive tools that can help you in your future employment</li> <li>❑ Learn about your school district’s vocational education program</li> <li>❑ Know how you learn best and what accommodations you need to do well in school and at work</li> <li>❑ Explore your job and career interests and skills. Complete interest and career inventories, and think about other schooling or training you would need</li> <li>❑ Start financial planning (financial aid for college or continuing education).</li> <li>❑ Save samples of your best school work and achievements.</li> <li>❑ Explore changes to volunteer in the community.</li> <li>❑ Take part in informational interviews or job shadowing experiences.</li> </ul>

<p>Community Participation</p>	<ul style="list-style-type: none"> <li>❑ Contact your local school to help you explore community interests and options</li> <li>❑ School shopping and buying items</li> <li>❑ Learn to order and dine at restaurants</li> <li>❑ Learn to use public transportation</li> <li>❑ Obtain a state identification card from the Drivers License bureau</li> <li>❑ Learn to schedule appointments</li> <li>❑ Become aware of your legal rights regarding accessibility</li> <li>❑ Identify neighborhood services and supports</li> </ul>
<p>Recreation &amp; Leisure</p>	<ul style="list-style-type: none"> <li>❑ Take a community education class</li> <li>❑ Attend events to learn spectator or audience member skills</li> <li>❑ Learn how to act and dress in a variety of social situations</li> <li>❑ Learn how to plan recreation and leisure activities (where, when, cost of transportation)</li> <li>❑ Establish exercise routines</li> <li>❑ Join a club or organization in your school or community</li> </ul>
<p>Independent Living &amp; Personal Skills</p>	<ul style="list-style-type: none"> <li>❑ Get explanation of the purpose of your IEP/Transition meeting and participation</li> <li>❑ Develop personal care skills including hygiene, knowledge of health needs, private and public behavior</li> <li>❑ Learn about acceptable intimate/sexual behavior: talk with your family doctor, your parents, and other adults you trust</li> <li>❑ Participate in chores at home</li> <li>❑ Develop housekeeping and cooking skills</li> <li>❑ Identify transportation services near home.</li> <li>❑ Credit history for housing? Pre paid credit card?</li> <li>❑ Identify technology and/or adaptive living services</li> <li>❑ Explore peer mentoring (vocational and recreational)</li> <li>❑ Plan a course of instruction based on assessments</li> <li>❑ Health safety (managing medical condition)</li> <li>❑ Think about where and how you would like to live, and supports you would need to do this.</li> <li>❑ Begin learning skills you'll need for independent living.</li> <li>❑ Look into assistive technology that can make it easier to have a job and be part of your community.</li> <li>❑ Become more involved in your community and make new friends.</li> <li>❑ Look into and learn to use public transportation (like buses).</li> <li>❑ Think about skills you'll need for taking care of your money (budgeting, savings, checking account).</li> <li>❑ Get an identification card and learn when and how to give out personal information.</li> </ul>

	<ul style="list-style-type: none"> <li>❑ Learn and practice personal health care.</li> </ul>
Being Your Own Advocate	<ul style="list-style-type: none"> <li>❑ Learn to make clear to others your interests, wishes, and needs.</li> <li>❑ Be able to explain your abilities and disabilities and any accommodations you might need.</li> <li>❑ Learn and practice how to make informed decisions.</li> <li>❑ Self advocacy skill training</li> </ul>
Assessment	<ul style="list-style-type: none"> <li>❑ Verify completion of 8<sup>th</sup> grade activities</li> <li>❑ Complete Enderle-Severson Transition Rating Scale or other transition assessment (TPI, etc.)</li> <li>❑ Schedule basic standards testing/arrange accommodations or alternative</li> <li>❑ Discuss competency testing plan</li> <li>❑ Interest Inventory/Aptitude</li> <li>❑ Student, and Parent Questionnaires</li> <li>❑ Checklists</li> <li>❑ CHOICES Program and/or Brigance Inventories</li> <li>❑ Achievement (KTEA)</li> <li>❑ Brigance Inventories, Curriculum Based Assessments, Abilities Testing</li> <li>❑ Daily living (observational, ICAP and/or Vineland)</li> <li>❑ Self advocacy assessment</li> </ul>
Needs	<ul style="list-style-type: none"> <li>❑ Learn disability awareness</li> <li>❑ Learn compensatory skills</li> <li>❑ Learn self advocacy skills</li> </ul>
Activities/Agency Linkages	<ul style="list-style-type: none"> <li>❑ Initiate application to adult service agencies</li> <li>❑ Arrange assistive technology assessment</li> <li>❑ Involve work experience coordinator, Project Skills, etc.</li> <li>❑ Verify graduation plan</li> <li>❑ Seek information on summer jobs</li> </ul>

\*Adapted from "Planning Your Dreams: A Roadmap for Life After High School."



**Transition Road Map**  
**PLANNING YOUR TRANSITION Grade 10**

	<b>Three Years Before Graduation (Grade 10)</b>
Learning After High School	<ul style="list-style-type: none"> <li>❑ Visit an educational institution (college or trade school) to see what support services they offer</li> <li>❑ Learn more about colleges and other adult education schools and programs, and the support services they offer. Make plans for accommodations to take college entrance exams and complete applications.</li> <li>❑ Contact Social Security to determine eligibility for services</li> <li>❑ Apply for DRS (invite representative to IEP meeting)</li> <li>❑ Discuss post high school training plans with your teacher, school</li> <li>❑ Learn about different adult services and possible funding sources (Family Support Services; Resource Coordinators)</li> <li>❑ Evaluate and adjust course of study for post-secondary school requirements</li> </ul>
Jobs & Job Training	<ul style="list-style-type: none"> <li>❑ Talk with a school guidance counselor about your career Interests.</li> <li>❑ Match career interests and skills with vocational (job-related courses and work experiences in the community.</li> <li>❑ Begin a resume and make changes to it as needed.</li> <li>❑ Seek summer employment (intern in your career interest area).</li> <li>❑ Take part in job shadowing experiences that are offered.</li> <li>❑ Get involved in a high school work experience program; earn credits for learning on the job</li> <li>❑ Apply to DRS (Division of Rehabilitation Services) to see if you are eligible for services from them.</li> <li>❑ Take vocational courses that are of interest to you</li> <li>❑ Volunteer in your local community</li> <li>❑ Learn to be on time for work, appointments, and social activities</li> <li>❑ Develop vocational plan (map out steps to take to help discover vocational goals, skills needed/requirements)</li> <li>❑ Develop resume; cover letter and/or data card</li> <li>❑ Explore one or more of the following:               <ul style="list-style-type: none"> <li>a. employability program with the Department of Labor</li> <li>b. in school work experiences</li> </ul> </li> <li>❑ community/school job shadows</li> </ul>
Community Participation	<ul style="list-style-type: none"> <li>❑ Attend local SCHOOL activities and meetings</li> <li>❑ Explore guardianship issues</li> <li>❑ Join a local club or organization such as 4-H, Big</li> </ul>

	<p>Brothers, or the YWCA</p> <ul style="list-style-type: none"> <li>❑ Explore activities such as community education classes, volunteering, participating in local fairs or shows</li> <li>❑ Find out about community services that can help you</li> </ul>
Recreation & Leisure	<ul style="list-style-type: none"> <li>❑ Explore new ways to use your free time</li> <li>❑ Self initiate recreational and leisure activities</li> <li>❑ Continue exercise routine</li> <li>❑ Identify supports needed to participate in activities of Interest</li> </ul>
Independent Living & Personal Skills	<ul style="list-style-type: none"> <li>❑ Learn about community supports offered by community and state agencies.</li> <li>❑ Invite adult service providers, friends, and others to the IEP/Transition meeting.</li> <li>❑ Start learning about appropriate adult services (Division of Rehabilitation Services, Social Services, Social Security, etc.) visit them and ask questions about their services and how they could provide or could create to meet your needs.</li> <li>❑ Look into affordable housing options and get on waiting lists (Public Housing)</li> <li>❑ Learn about all living options</li> <li>❑ Learn how to comparison shop</li> <li>❑ Learn how to open a bank account, write a check, use a credit card, budget money</li> <li>❑ Figure out what personal assistant services you need, and how to manage these services.</li> <li>❑ Choose health care providers and learn about sexuality and family planning.</li> <li>❑ Continue independent living training plan</li> <li>❑ Males age 18: register for Military Selective Service by completing form at Post Office</li> <li>❑ Continue self advocacy skill training plan</li> <li>❑ Participation in IEP/transition planning</li> </ul>
Supports	<ul style="list-style-type: none"> <li>❑ Figure out your need for income support and health care support like SSI (Supplemental Security Income), Independent Living Services and Medicaid.</li> <li>❑ Work with your parents on setting up trusts, if needed.</li> <li>❑ Practice how to communicate best with others at work, at school, with friends, and in the community.</li> <li>❑ Make plans to be sure you will still have assistive technology you need after you leave high school.</li> </ul>

Being Your Own Advocate	<ul style="list-style-type: none"> <li>❑ Look into the legal status about decision-making before becoming a legal adult.</li> <li>❑ Learn about the laws that affect the rights of people with disabilities (Americans with Disabilities Act (ADA), Rehabilitation Act, etc.)</li> </ul>
Assessment	<ul style="list-style-type: none"> <li>❑ Verify completion of 9<sup>th</sup> grade activities</li> <li>❑ Update transition assessments</li> <li>❑ Review IEP/schedule basic standards testing/arrange accommodations or alternative testing</li> <li>❑ Update Career Planning Profile</li> <li>❑ Establish graduation date</li> <li>❑ ICAP (required for placement in Adjustment Training Centers)</li> <li>❑ Optional: <ul style="list-style-type: none"> <li>❑ Situational Assessment</li> <li>❑ On the Job Assessment</li> <li>❑ Brigance Life Skill Inventory</li> <li>❑ Street Survival Skills Questionnaire</li> <li>❑ Brigance Inventory of Essential Skills</li> <li>❑ Checklist of Adaptive Living Skills</li> <li>❑ Brigance Diagnostic Employability Skills Inventory</li> <li>❑ Self advocacy assessment</li> <li>❑ Interest and aptitude inventory</li> </ul> </li> </ul>
Needs	<ul style="list-style-type: none"> <li>❑ Provide career exploration, community participation (involve ILC)</li> </ul>
Activities/Agency Linkages	<ul style="list-style-type: none"> <li>❑ *Verify graduation plan</li> <li>❑ Discuss need for SSI, Medicaid/Medicare</li> <li>❑ Discuss need for Medical Assistance</li> <li>❑ Apply for Vocational Rehabilitation services</li> <li>❑ Sign up for Project Skills (work experience program)</li> <li>❑ Explore driver's education need</li> <li>❑ Complete a driver potential assessment (if needed)</li> <li>❑ Seek information on summer jobs</li> <li>❑ Initiate application to adult service agencies</li> <li>❑ Invite appropriate agencies to IEP (i.e. Vocational Rehabilitation, Independent Living Center , Adjustment Training Center)</li> </ul>

**Transition Road Map**  
**PLANNING YOUR TRANSITION GRADE 11**

	<b>Two Years Before Graduation (Grade 11)</b>
Learning After High School	<ul style="list-style-type: none"> <li>❑ Focus in on your course of study and career goals</li> <li>❑ Register and take college entrance exams: request accommodations as needed</li> <li>❑ Identify, visit, and apply to educational institutions</li> <li>❑ Identify and check eligibility requirements for adult services and support at colleges and trade schools</li> <li>❑ Apply for financial aid, scholarships, etc.</li> <li>❑ Arrange for transportation and housing, if necessary</li> <li>❑ Take classes to prepare you for college</li> <li>❑ Continue career planning with your teacher, school counselor and rehabilitation counselor</li> <li>❑ Explore need for possible continuing guardianship or payee after age 18 (remind parents that when child turns 18, they become an independent adult)</li> <li>❑ Evaluate and adjust course of study for post-secondary school requirements by career cluster</li> <li>❑ Begin visiting with adult service providers; make application, if appropriate and explore funding (Vocational Rehabilitation can assist students with supported employment as well)</li> </ul>
Jobs & Job Training	<ul style="list-style-type: none"> <li>❑ Identify people and agencies who can assist in your job search</li> <li>❑ Learn how to interview, write resumes, cover letters, and do a job search</li> <li>❑ Identify and check eligibility requirements for post-graduation job supports: ask your case manager or IEP manager</li> <li>❑ Identify and arrange for transportation to and from work</li> <li>❑ Focus on a career choice</li> <li>❑ Learn specific job skills</li> <li>❑ Choose a career cluster (Discover Program/ASVAP Vocational Aptitude Test)</li> <li>❑ Receive vocational planning/guidance</li> <li>❑ Explore one or more of the following:               <ul style="list-style-type: none"> <li>a. competitive employment</li> <li>b. supported employment (with job coaching or natural supports)</li> <li>c. work experiences (volunteer or paid)</li> <li>d. job shadowing</li> <li>e. situational assessments</li> <li>f. employability program/Dept. of Labor</li> </ul> </li> </ul>

Community Participation	<ul style="list-style-type: none"> <li><input type="checkbox"/> Attend local school meetings and activities</li> <li><input type="checkbox"/> Get driver's license or problem solve about transportation needs</li> <li><input type="checkbox"/> Engage in more community activities</li> <li><input type="checkbox"/> Join and participate in community organizations</li> <li><input type="checkbox"/> Join local clubs &amp; activities</li> <li><input type="checkbox"/> Continue exercise routine</li> </ul>
Recreation & Leisure	<ul style="list-style-type: none"> <li><input type="checkbox"/> Try additional recreation and leisure activities</li> </ul>
Independent Living & Personal Skills	<ul style="list-style-type: none"> <li><input type="checkbox"/> Participate in an independent living training program</li> <li><input type="checkbox"/> Identify persons or services to assist in locating a place to live</li> <li><input type="checkbox"/> Identify and apply for financial support (i.e. SSI-Supplemental Security Income)</li> <li><input type="checkbox"/> Continue to work on self-advocacy, communication, and time-efficiency skills</li> <li><input type="checkbox"/> Continue to work on home living and personal skills</li> <li><input type="checkbox"/> Identify medical resources: <ul style="list-style-type: none"> <li>a. medicare/medicaid (SSI)</li> <li>b. health insurance</li> <li>c. medical care</li> <li>d. dental care</li> <li>e. Indian Health Services</li> </ul> </li> <li><input type="checkbox"/> eye care</li> <li><input type="checkbox"/> Identify post high housing options/issues: <ul style="list-style-type: none"> <li>a. with family members</li> <li>b. shared living</li> <li>c. adult foster care</li> <li>d. group home</li> <li>e. supervised apartment</li> <li>f. monitored living (follow along)</li> <li>g. residential placement</li> <li>h. independent (renter/home owner)</li> <li>i. complete application for subsidized housing by age 18</li> </ul> </li> <li><input type="checkbox"/> Continue independent living training plan</li> <li><input type="checkbox"/> Explore transportation options/needs</li> <li><input type="checkbox"/> Obtain driver's license or State identification card (from Driver License Bureau)</li> <li><input type="checkbox"/> Apply self advocacy skills</li> <li><input type="checkbox"/> Increase involvement with IEP/transition planning for IEP meeting</li> </ul>
Assessment	<ul style="list-style-type: none"> <li><input type="checkbox"/> Verify completion of 10<sup>th</sup> grade activities</li> <li><input type="checkbox"/> Update transition assessments</li> <li><input type="checkbox"/> Review IEP/schedule basic standards testing/arrange accommodations or alternative</li> <li><input type="checkbox"/> Update Career Planning Profile</li> </ul>

	<input type="checkbox"/> Take College ACT/SAT (if needed) <input type="checkbox"/> Assess need for post senior high school support <input type="checkbox"/> Assess needs and supports for future living arrangements <input type="checkbox"/> Confirm graduation date <input type="checkbox"/> Brigance Inventories, Curriculum Based Assessments, Abilities Testing <input type="checkbox"/> Independent Living Assessments (Observational) <input type="checkbox"/> Self Advocacy Assessment <input type="checkbox"/> Interest and Aptitude Inventory, Student, and Parent Questionnaires <input type="checkbox"/> CHOICES Program <input type="checkbox"/> ASVAB Vocational Aptitude Test
Needs	<input type="checkbox"/> Consider additional specialized training in all transition areas
Activities/Agency Linkages	<input type="checkbox"/> Verify graduation plan <input type="checkbox"/> Apply for Medical Assistance <input type="checkbox"/> Apply for and schedule periodic appointments with DRS counselor


## Transition Road Map PLANNING YOUR TRANSITION GRADE 12

	<b>One Year Before Graduation (Grade 12)</b>
Learning After High School	<ul style="list-style-type: none"> <li><input type="checkbox"/> Decide on university, college or technical college to attend</li> <li><input type="checkbox"/> Set up accommodations and supports</li> <li><input type="checkbox"/> Make plans on how you will get to school, work, etc (bus, car, friends)</li> <li><input type="checkbox"/> Be sure the high school completes and evaluations needed by adult service providers or colleges, and that they make these records available.</li> <li><input type="checkbox"/> Meet with adult service providers and complete applications(s)</li> <li><input type="checkbox"/> Finalize plans for post-high school training with your counselor</li> <li><input type="checkbox"/> Check on ACT accommodations</li> <li><input type="checkbox"/> Complete college or vo-tech school entrance exams, complete Free Application for Federal Student Aid, and complete school applications</li> </ul>
Jobs & Job Training	<ul style="list-style-type: none"> <li><input type="checkbox"/> Obtain a paid job along with supports if needed</li> <li><input type="checkbox"/> Go on informational interviews with employers</li> <li><input type="checkbox"/> Build a resume of job skills and experiences</li> <li><input type="checkbox"/> Get copies of transcripts and other important records from your school before you graduate</li> <li><input type="checkbox"/> Write your resume and get letters of recommendation from teachers before you graduate.</li> </ul> <p>Explore one or more of the following:</p> <ol style="list-style-type: none"> <li>a. competitive employment</li> <li>b. supported employment (with job coach or natural supports)</li> <li>c. work experiences (paid or non paid)</li> <li>d. on the job exploration, assessment or training</li> <li>e. internship</li> <li>f. employability program/Dept. of Labor</li> <li>g. Job Corp (Job Service)</li> <li>h. Military</li> <li>i. Refine vocational goals</li> </ol> <ul style="list-style-type: none"> <li><input type="checkbox"/> Update resume/job data card</li> </ul>
Community Participation	<ul style="list-style-type: none"> <li><input type="checkbox"/> Identify eligibility requirements and apply for adult support</li> <li><input type="checkbox"/> Register for military selective service (males, age 18) at the post office</li> <li><input type="checkbox"/> Register to vote and learn to vote at local precinct (age 18): visit or call your county voter registration office</li> </ul>

Recreation & Leisure	<ul style="list-style-type: none"> <li><input type="checkbox"/> Continue to take part in activities of interest</li> </ul>
Independent Living & Personal Skills	<ul style="list-style-type: none"> <li><input type="checkbox"/> Continue to learn communication and organization skills</li> <li><input type="checkbox"/> Continue to work on independent living skills</li> <li><input type="checkbox"/> Make detailed plans for living on your own if that's your goal. Keep practicing your independent living skills.</li> <li><input type="checkbox"/> Learn to take care of your health care needs (make appointments, fill and take prescriptions, etc.)</li> <li><input type="checkbox"/> Make a list of people and agencies that can help you if problems come up.</li> <li><input type="checkbox"/> Register to vote</li> <li><input type="checkbox"/> Continue independent living training program</li> <li><input type="checkbox"/> Increase knowledge of, and self management of medical condition (if appropriate)</li> <li><input type="checkbox"/> Apply self advocacy skills</li> <li><input type="checkbox"/> Increased participation in transition planning for IEP/transition meeting</li> </ul>
Supports	<ul style="list-style-type: none"> <li><input type="checkbox"/> Have in place any income and health care support programs you might need (SSI, Independent Living Services, Medicaid)</li> <li><input type="checkbox"/> Build detailed plans of supports you will need with adult service agencies.</li> <li><input type="checkbox"/> Begin transitioning into your new adult service plan.</li> </ul>
Being Your Own Advocate	<ul style="list-style-type: none"> <li><input type="checkbox"/> Work on communication skills and self-advocacy skills (standing up for and speaking up for yourself).</li> <li><input type="checkbox"/> Become involved with advocacy and support groups.</li> </ul>
Assessment	<ul style="list-style-type: none"> <li><input type="checkbox"/> Verify completion of 11<sup>th</sup> grade activities</li> <li><input type="checkbox"/> Update transition assessments</li> <li><input type="checkbox"/> Include adult service providers in transition planning</li> <li><input type="checkbox"/> Determine need for post senior high school support</li> <li><input type="checkbox"/> Discuss with team whether extended services are required</li> <li><input type="checkbox"/> Independent Living assessment ( IL Centers can provide)</li> <li><input type="checkbox"/> Vocational Assessments</li> <li><input type="checkbox"/> If pursuing Adult Service Program/VR ICAP and current evaluation including Psychological Evaluation &amp; Adaptive Behavior is required (Current within last 3 years)</li> <li><input type="checkbox"/> Brigance Inventories</li> <li><input type="checkbox"/> Self Advocacy Assessments</li> <li><input type="checkbox"/> LCCE Assessments</li> <li><input type="checkbox"/> Interest and Aptitude Inventories, Questionnaires</li> <li><input type="checkbox"/> Situational assessments (vocational and independent living)</li> </ul>
Activities/ Agency Linkages	<ul style="list-style-type: none"> <li><input type="checkbox"/> Verify graduation plan</li> <li><input type="checkbox"/> Register for Selective Service</li> <li><input type="checkbox"/> Provide community resource list</li> <li><input type="checkbox"/> Apply for post secondary vocational services</li> </ul>



- |  |   |
|--|---|
|  | <ul style="list-style-type: none"><li><input type="checkbox"/> Complete intakes for needed services, Career Learning Center or Department of Labor</li><li><input type="checkbox"/> Develop long term financial support plan</li><li><input type="checkbox"/> Develop specific post secondary/job/ community/ recreation/home living plan with adult service agencies</li></ul> |
|--|---|



# **Planning Your Dreams**


**Grade 13 & 14**

## PLANNING YOUR DREAMS

	<b>One or Two Years After Graduation (Grade 13 or 14)</b>
Learning After High School	<ul style="list-style-type: none"> <li><input type="checkbox"/> Continue to use the accommodations you need</li> <li><input type="checkbox"/> Check on referral status with Vocational Rehabilitation Services/SBVI; coordinate services</li> <li><input type="checkbox"/> Check on referral to Independent Living program; support services; coordinate services</li> </ul>
Jobs & Job Training	<ul style="list-style-type: none"> <li><input type="checkbox"/> Use resume when applying for jobs</li> <li><input type="checkbox"/> Acquire full-time employment</li> <li><input type="checkbox"/> Ask for support when you need it!</li> <li><input type="checkbox"/> Explore one or more of the following:               <ul style="list-style-type: none"> <li><input type="checkbox"/> competitive employment</li> <li><input type="checkbox"/> supported employment (with job coach or natural supports)</li> <li><input type="checkbox"/> on the job evaluation, exploration or training</li> <li><input type="checkbox"/> continuing education (workshops/classes)</li> </ul> </li> </ul>
Community Participation	<ul style="list-style-type: none"> <li><input type="checkbox"/> Identify eligibility requirements and apply for adult services</li> <li><input type="checkbox"/> Register for military selective services (males, age 18)</li> <li><input type="checkbox"/> Register to vote and learn to vote at local precinct (age 18)</li> <li><input type="checkbox"/> Join and participate in adult clubs and activities</li> <li><input type="checkbox"/> Plan &amp; host an activity</li> <li><input type="checkbox"/> Sign up for Community Education class or Park &amp; Recreation class</li> </ul>
Recreation & Leisure	<ul style="list-style-type: none"> <li><input type="checkbox"/> Join and participate in adult recreation activities</li> </ul>
Home Living & Personal Skills	<ul style="list-style-type: none"> <li><input type="checkbox"/> Get the support you need in new living situations</li> <li><input type="checkbox"/> Make decisions regarding living options following high school</li> <li><input type="checkbox"/> Complete applications for support services</li> <li><input type="checkbox"/> Complete applications for independent living programs</li> <li><input type="checkbox"/> Continue independent living training plan</li> <li><input type="checkbox"/> Continue self advocacy training plan</li> </ul>
Assessment	<ul style="list-style-type: none"> <li><input type="checkbox"/> On the job assessment</li> <li><input type="checkbox"/> Brigance Life Skill Inventory</li> <li><input type="checkbox"/> Street Survival Skills Questionnaire</li> <li><input type="checkbox"/> Brigance Inventory of Essential Skills</li> </ul>

- |  |   |
|--|---|
|  | <ul style="list-style-type: none"><li>❑ Checklist of Adaptive Living Skills</li><li>❑ Brigance Diagnostic to Employability Skills Inventory</li><li>❑ Curricula Assessments</li><li>❑ Independent Living Assessment (hands on observation or with agency)</li><li>❑ Informal Questionnaire</li><li>❑ Self Advocacy Assessment</li></ul> |
|--|---|

If you reach a roadblock or lose direction call ...  
your local school district or  
Transition Services Liaison Project at 800-224-5336



# Transition Assessment Tools

## Transition Assessment Tools

### Transition Skills Assessment

Created to help young people progress for their transition from high school to adult life.

Student Name:

Date:

Rating Scale: I do (or \_\_\_\_ does) this:

0=no, or no experience in this area

1=yes, with help or modifications

2=yes, no problem

### EMPLOYMENT

<b>Knowing about jobs</b>	<b>Student</b>	<b>Parent</b>	<b>Teacher</b>	<b>Average</b>
1. Can you describe the different kinds of jobs that are available to young people in your community or state?	<input type="checkbox"/>	<input type="checkbox"/>	<input type="checkbox"/>	<input type="checkbox"/>
2. Can you describe several different possible jobs that fit well with your skills and interests?	<input type="checkbox"/>	<input type="checkbox"/>	<input type="checkbox"/>	<input type="checkbox"/>
<b>Finding a job</b>				
3. Do you use different ways to hunt for jobs, like reading want ads and asking friends or family members for leads?	<input type="checkbox"/>	<input type="checkbox"/>	<input type="checkbox"/>	<input type="checkbox"/>
4. Do you prepare a good resume, with the right kinds of information on it?	<input type="checkbox"/>	<input type="checkbox"/>	<input type="checkbox"/>	<input type="checkbox"/>
5. Do you complete job applications properly and perform well in a job interview?	<input type="checkbox"/>	<input type="checkbox"/>	<input type="checkbox"/>	<input type="checkbox"/>
<b>Skills on the Job</b>				
6. Is your attendance at work acceptable?	<input type="checkbox"/>	<input type="checkbox"/>	<input type="checkbox"/>	<input type="checkbox"/>
7. Do you arrive to work and leave the job on time?	<input type="checkbox"/>	<input type="checkbox"/>	<input type="checkbox"/>	<input type="checkbox"/>
8. Is your employer satisfied with the amount of work you do and how well you do it?	<input type="checkbox"/>	<input type="checkbox"/>	<input type="checkbox"/>	<input type="checkbox"/>
9. Do you get along well with the other workers?	<input type="checkbox"/>	<input type="checkbox"/>	<input type="checkbox"/>	<input type="checkbox"/>

## LIFELONG EDUCATION AND TRAINING

### Reading

	Student	Parent	Teacher	Average
10. Do you accurately read short phrases and sentences? Some examples are (1) short questions on a test, (2) restaurant menus, and (3) newspaper headlines.	<input type="checkbox"/>	<input type="checkbox"/>	<input type="checkbox"/>	<input type="checkbox"/>
11. Do you accurately read short paragraphs? Some examples are (1) directions for cooking food, and (2) instructions for doing homework.	<input type="checkbox"/>	<input type="checkbox"/>	<input type="checkbox"/>	<input type="checkbox"/>
12. Do you accurately read lengthy materials? Some examples are: (1) newspaper and magazine articles, and (2) novels.	<input type="checkbox"/>	<input type="checkbox"/>	<input type="checkbox"/>	<input type="checkbox"/>
13. Do you accurately read difficult materials? Some examples are: (1) textbooks, and (2) manuals for operating a dishwasher or stereo system.	<input type="checkbox"/>	<input type="checkbox"/>	<input type="checkbox"/>	<input type="checkbox"/>

### Writing

14. Do you accurately write short sentences? Some examples are (1) grocery lists, and (2) short answers to questions on a test.	<input type="checkbox"/>	<input type="checkbox"/>	<input type="checkbox"/>	<input type="checkbox"/>
15. Do you accurately write short paragraphs? Some examples are (1) a short letter to a friend, and (2) written directions on how to go some place.	<input type="checkbox"/>	<input type="checkbox"/>	<input type="checkbox"/>	<input type="checkbox"/>
16. Do you accurately write lengthy materials? Some examples are (1) an essay for an English class, and (2) a job application including a letter describing your qualifications	<input type="checkbox"/>	<input type="checkbox"/>	<input type="checkbox"/>	<input type="checkbox"/>

### Math

	Student	Parent	Teacher	Average
17. Do you add, subtract, multiply and divide whole numbers, either with or without a calculator?	<input type="checkbox"/>	<input type="checkbox"/>	<input type="checkbox"/>	<input type="checkbox"/>
18. Do you use basic units of measure accurately? Some examples include measuring (1) weight, (2) length, and (3) time.	<input type="checkbox"/>	<input type="checkbox"/>	<input type="checkbox"/>	<input type="checkbox"/>
19. Do you use math skills to help solve problems in school or in the community? Examples include (1) the length of a trip, and (2) developing a budget.	<input type="checkbox"/>	<input type="checkbox"/>	<input type="checkbox"/>	<input type="checkbox"/>
	Student	Parent	Teacher	Average

### Post-Secondary Education

20. Has the support you need been identified and included in your transition plan, e.g., a) rehab services, b) higher education support, c)	<input type="checkbox"/>	<input type="checkbox"/>	<input type="checkbox"/>	<input type="checkbox"/>
	<input type="checkbox"/>	<input type="checkbox"/>	<input type="checkbox"/>	<input type="checkbox"/>

county social services, d) other adult services,  
e) financial assistance.

- |   |                          |                          |                          |                          |
|---|--------------------------|--------------------------|--------------------------|--------------------------|
|   | <input type="checkbox"/> | <input type="checkbox"/> | <input type="checkbox"/> | <input type="checkbox"/> |
| 21. Can you identify a variety of post-secondary training/learning options that match your career goal? | <input type="checkbox"/> | <input type="checkbox"/> | <input type="checkbox"/> | <input type="checkbox"/> |
| 22. If you have a disability, do you ask for accommodations (when needed)?                              |                          |                          |                          |                          |

**HOME LIVING**

**Self Care**

- |   |                          |                          |                          |                          |
|---|--------------------------|--------------------------|--------------------------|--------------------------|
| 23. Do you have good sleeping habits?   | <input type="checkbox"/> | <input type="checkbox"/> | <input type="checkbox"/> | <input type="checkbox"/> |
| 24. When you are having personal problems, do you go to friends or family members for help? | <input type="checkbox"/> | <input type="checkbox"/> | <input type="checkbox"/> | <input type="checkbox"/> |
| 25. Do you have good health habits?   | <input type="checkbox"/> | <input type="checkbox"/> | <input type="checkbox"/> | <input type="checkbox"/> |

**Nutrition and Fitness**

- |   |                          |                          |                          |                          |
|---|--------------------------|--------------------------|--------------------------|--------------------------|
| 26. Do you eat well balanced, healthy meals each day? | <input type="checkbox"/> | <input type="checkbox"/> | <input type="checkbox"/> | <input type="checkbox"/> |
| 27. Do you maintain your weight at a good level?      | <input type="checkbox"/> | <input type="checkbox"/> | <input type="checkbox"/> | <input type="checkbox"/> |
| 28. Do you exercise at least three times a week?      |                          |                          |                          |                          |

**Personal Management**

- |  |                          |                          |                          |                          |
|--|--------------------------|--------------------------|--------------------------|--------------------------|
| 29. Do you get yourself up in the morning? | <input type="checkbox"/> | <input type="checkbox"/> | <input type="checkbox"/> | <input type="checkbox"/> |
| 30. Do you prepare meals for yourself?     | <input type="checkbox"/> | <input type="checkbox"/> | <input type="checkbox"/> | <input type="checkbox"/> |
| 31. Do you manage money effectively?       | <input type="checkbox"/> | <input type="checkbox"/> | <input type="checkbox"/> | <input type="checkbox"/> |
| 32. Do you manage time effectively?        | <input type="checkbox"/> | <input type="checkbox"/> | <input type="checkbox"/> | <input type="checkbox"/> |

**Money Management**

**Student    Parent    Teacher    Average**

- |  |                          |                          |                          |                          |
|--|--------------------------|--------------------------|--------------------------|--------------------------|
| 33. Do you pay for things in stores without making mistakes? Some examples include (1) knowing if you have enough money to buy what you want, and (2) knowing if you get the correct change. | <input type="checkbox"/> | <input type="checkbox"/> | <input type="checkbox"/> | <input type="checkbox"/> |
| 34. Do you shop carefully and get things for good prices?  | <input type="checkbox"/> | <input type="checkbox"/> | <input type="checkbox"/> | <input type="checkbox"/> |
| 35. Do you use a checking or savings account to manage your money?   | <input type="checkbox"/> | <input type="checkbox"/> | <input type="checkbox"/> | <input type="checkbox"/> |
| 36. Do you budget your money well enough to pay for the things you want and need?  |                          |                          |                          |                          |

**Medical**

- |   |                          |                          |                          |                          |
|---|--------------------------|--------------------------|--------------------------|--------------------------|
| 37. Do you know what to do in emergency situations? | <input type="checkbox"/> | <input type="checkbox"/> | <input type="checkbox"/> | <input type="checkbox"/> |
| 38. Do you independently take medication?           | <input type="checkbox"/> | <input type="checkbox"/> | <input type="checkbox"/> | <input type="checkbox"/> |
| 39. Do you make doctor's appointments?              | <input type="checkbox"/> | <input type="checkbox"/> | <input type="checkbox"/> | <input type="checkbox"/> |



40. Do you know the difference between serious and minor illnesses?
41. If you have a disability, can you explain it to medical personnel?

### COMMUNITY PARTICIPATION

42. Do you use the telephone to get information about things that you need?
43. Do you know how to find transportation when needed?
44. Do you have a driver's license?
45. Do you use relevant community resources (e.g., health care facilities, bank, library, laundromat, postal services, church, restaurant, hair stylists)?
46. Do you make appointments in the community and keep them?
47. Do you locate unfamiliar destinations by asking for directions and/or using a map?

### RECREATION/LEISURE

<b>Socialization/Friends</b>	<b>Student</b>	<b>Parent</b>	<b>Teacher</b>	<b>Average</b>
48. Do you have friends your age?	<input type="checkbox"/>	<input type="checkbox"/>	<input type="checkbox"/>	<input type="checkbox"/>
49. Do you have different kinds of personal relationship (intimate friends, close friends, acquaintances)?	<input type="checkbox"/>	<input type="checkbox"/>	<input type="checkbox"/>	<input type="checkbox"/>

#### **Leisure/Recreation Activities**

50. Do you have a hobby? Some examples are (1) using, a computer (2) playing an instrument and (3) painting.
51. Do you participate in school activities?
52. Do you participate in community activities?
53. Do you find information on leisure activities of interest to you?

### PERSONAL LIFE (crosses all transition areas)

<b>Communicating With Other People</b>	<b>Student</b>	<b>Parent</b>	<b>Teacher</b>	<b>Average</b>
54. Do you look people right in the eye when you talk to them or they talk to you?	<input type="checkbox"/>	<input type="checkbox"/>	<input type="checkbox"/>	<input type="checkbox"/>
55. Do you listen carefully to other people when they talk to you and try to understand what they are saying?	<input type="checkbox"/>	<input type="checkbox"/>	<input type="checkbox"/>	<input type="checkbox"/>

**Relating to Authorities**

- 56. If you don't understand what a teacher or employer wants you to do, do you ask questions?
- 57. If teachers or employers try to correct something you are doing, do you accept their help?
- 58. If you think that a teacher or employer isn't treating you fairly, do you stand up for your rights?

**Relating to Peers**

- 59. Do you get along well with people your own age?
- 60. If something isn't going well with your friends, do you work it out?
- 61. If you need something from a friend, do you ask for help?
- 62. If somebody tries to take advantage of you, do you stand up for yourself and stop this from happening?

**Self Awareness**

- 63. Do you participate in your IEP/transition planning?
- 64. Do you understand and effectively talk about your limitations/needs as well as strengths?

**Responsibility**

- 65. Do you complete your school assignments on time?
- 66. Do you come to classes regularly and on time?
- 67. Do you follow through on things that you tell people you will do?

**Solving Problems**

**Student    Parent    Teacher    Average**

68. When you have a problem, do you think of several ways of solving it?	<input type="checkbox"/>	<input type="checkbox"/>	<input type="checkbox"/>	<input type="checkbox"/>
69. When you can't think of a good way of solving a problem, do you ask other people for help?	<input type="checkbox"/>	<input type="checkbox"/>	<input type="checkbox"/>	<input type="checkbox"/>
70. After you make a decision, do you follow through on doing what you have decided?	<input type="checkbox"/>	<input type="checkbox"/>	<input type="checkbox"/>	<input type="checkbox"/>

## Independent Living Assessment in regards to the Employment Goal (from DRS)

Consumer Name: \_\_\_\_\_

Date of Evaluation: \_\_\_\_\_

Employment Goal: \_\_\_\_\_

Instructions: This is an assessment that Division of Rehabilitation Services uses to assess some consumers. This assessment is intended to obtain a general overview of an individual's independent living situation. It is designed to review arrangements that may complement or cause potential barriers to obtaining or maintaining employment. Some individuals may need a more comprehensive assessment in areas such as personal attendant care or other areas. This assessment is not intended to replace other IL assessments. Answer each question with a narrative description to include strengths, weaknesses, and issues. Some of these questions can be answered by interviewing the individual while other questions can be best answered by observations. It is best to interview and observe the individual in their current living environment.

### **Living Situation:**

1. What is the individual's current housing situation?
2. Would the individual's housing situation interfere with employment?
3. Does the individual have the means to obtain or make lunches/snacks?
4. Does the individual have children, if yes are adequate arrangements available?

### **Financial:**

5. Does the individual have the means to adequately manage their pay check?
6. Can the individual use vending machines?
7. Does the individual have the ability to budget their finances?

### **Personal Appearance:**

8. Does the individual have appropriate clothes for interviews?
9. Does the individual keep their clothes neat and clean for employment?
10. Does the individual demonstrate appropriate personal hygiene to get and keep employment?

**Getting to Work:**

11. Does the individual have difficulty waking up in the morning?
12. Does the individual have adequate time management skills to complete all tasks required to go to work?
13. Does the individual need services to get ready for work?
14. Can the individual get to and from work for jobs that are in walking distance?
15. Does the individual have means for transportation when the employment is not in walking distance?

**Socialization/Personal:**

16. Does the individual have any hobbies or recreational activities?
17. Could these activities interfere with employment?
18. Are there any cultural, religious or extended family considerations?
19. Does the individual have the ability to schedule and prioritize their activities?

**Summary:**

Independent Living Issues that could jeopardize or be barriers to the employment goal?

Independent Living Strengths that would complement the employment?

**Recommendations:**

The following questions have a description of the type of information that should be assessed for each question (in the prior Independent Living assessment). It is not possible to list all the types of situations that should be considered and the list below is a general list for consideration.

**Living Situation:**

1. What is the individual's current housing situation?
  - The physical housing situation such as owning, renting, subsidized, house, or apartment.
  - Other people living with the consumer such as children, roommates, spouse,
  - Description of the current location such as in high crime area, rural, next to noisy areas,
  - Description or other barriers in the individual's living situation that may impact the ability to gain or maintain employment.
  
2. Would the individual's housing situation interfere with employment?
  - If the person is receiving subsidized housing, are they complying with the requirements?
  - Could other people living with the individual be potential problems for the consumer to attend work?
  - Could other people who are not living with the individual be potential problems?
  - Could the noisy area impact the person's ability to get adequate sleep?.
  - Other people living with the consumer such as children, roommates, spouse,
  
3. Does the individual have the means to obtain or make lunches/snacks?
  - Can the individual make their lunch for work?
  - If not, does the individual have someone who can assist them in making lunches?
  - Is the individual capable of a buying luncheon supplies from a store?
  - Can the individual purchase or obtain lunches at or near their work?
  - Is this an affordable option?
  
4. Does the individual have children, if yes are daycare and backup daycare arrangements available?
  - Does the individual have children or other dependents in the family unit they take responsibility for?
  - Is there someone else at the home to provide daycare services? If yes, are they reliable?
  - Does the individual have a reliable daycare provider? If yes, are they reliable
  - Does the individual have a backup daycare provider?
  - Does the individual have a plan for the children in the event of a medical emergency?

**Financial:**

5. Does the individual have the means to adequately manage their pay check or income?
  - Has the individual ever received a paycheck before?
  - Can or does the individual do direct deposit with their paycheck?
  - How much is the person's monthly living expenses?
  - Is the individual keeping up with their bills?
  - Does the individual have any major outstanding bills?
  - Has the individual over extended their credit cards?
  - Does the individual have any legal issues pending due to financial circumstances?
  - Are there any outstanding judgements against the person?
  - Does the individual understand if they have SSI or SSDI, when they get their payment and how much it will be?
  - Is the individual capable of reporting their wages to SSA?
  - Does the individual have any current issues or overpayment payment problems from SSA?
6. Can the individual use vending machines?
  - Can the individual count small amounts of money?
  - Is the individual capable of operating a vending machine?
  - Could accommodations on a vending machine assist the individual?
7. Does the individual have the ability to budget their finances?
  - Does the individual maintain a checking account?
  - Does the individual have a history of balancing their budget and managing their income?
  - Does the individual have support services to help them maintain their budget?

**Personal Appearance:**

8. Does the individual have appropriate clothes for interviews?
  - Does the individual have appropriate clothes and shoes to wear for an interview?
  - Does the individual have the knowledge and ability to launder and iron their clothes?
9. Does the individual keep their clothes clean and presentable for employment?
  - Does the individual keep their clothes hung on hangers or folded on shelves?
  - Does the individual have access to a washing facility?
  - Does the individual have access to an iron and iron board?
  - How often does the individual wash their clothes?
  - How often does the individual change their clothes?
  - Does the individual need special clothing because of their disability?

- Does the individual have difficulty finding clothes to wear?
- Describe the amount and condition of clothes the individual has.

10. Does the individual demonstrate appropriate personal hygiene to get and keep employment?

- Does the individual appear to have good personal hygiene?
- How often does the individual bathe?
- Does the individual have any medical conditions that effect their personal hygiene?
- Does the individual have adequate personal hygiene skills and financial resources for personal hygiene?
- Does the living arrangement cause problems with regular bathing?

### **Getting to Work:**

11. Does the individual have difficulty waking up in the morning?

- Does the individual have an alarm clock?
- Does the individual have a history of over sleeping and missing appointments?
- Is the individual taking any medications that cause problems related to waking up in the morning?
- Does the individual feel they are a morning or evening person?
- What time of day does the individual usually wake up?
- How long does it take the individual to get ready in the morning?

12. Does the individual have adequate time management skills to complete all tasks required to go to work?

- Is the individual capable of learning new methods to meet their timelines?
- Can accommodations be made to complete all tasks required?
- Can the individual's schedule or routine be changed to complete all tasks?

13. Does the individual need services to get ready for work?

- Does the individual remember to take their medication on a regular basis?
- Does the individual allow enough time to get prepared for work?
- Is the person's disability such that they need someone to provide them assistance in getting ready in the morning? Describe.

14. Can the individual get to and from work for jobs that are in walking distance?

- What distance is the individual capable of walking in poor weather conditions?
- If the individual could walk to work, are there any weather conditions that would impact the person's ability to walk to work?

15. Does the individual have means for transportation when the employment is not in walking distance?

- Does the individual live close to or have access to public transportation?

- Are there any restrictions to the public transportation for the individual, i.e. para-transit eligibility, etc.?
- Would the individual be able to ride a bike to work?
- Does the individual have friends, family or support services to provide transportation to and from work?

**Socialization/Personal:**

16. Does the individual have any hobbies or recreational activities?

- Does the individual have regular sports or social events that they participate in?
- Does the individual tend to be consume alcohol or party to a level it could interfere with employment?

17. Could these activities interfere with employment?

- How often does the individual participate in these activities?
- How late would the person get home?
- Do these activities require time during the day?
- Is the individual willing to miss these activities at times if they had to work late or travel.

18. Are there any cultural, religious or extended family considerations?

- Does the individual have any cultural, religious or extended family who might impose on the individual's current living situation? This could include issues with child care arrangements, brothers, sisters or parents.
- Are there any issues related to these people that could cause issues for the individual's employment?
- Does the individual attend cultural or religious events on a regular basis?
- Could cultural or religious activities interfere or restrict the person's work schedule?

19. Does the individual have the ability to schedule and prioritize their activities?

- Is the individual flexible in adjusting their schedule at home to accommodate work?
- What does the individual express as their highest priority?
- Where is employment in their list of priorities?
- What is the individual's goal to live more independently?



**DIVISION OF REHABILITATION SERVICES  
APPROVED FEES FOR ACCREDITED COMMUNITY  
REHABILITATION PROGRAMS - PROVIDER TYPE I**

<b>SERVICE</b>	<b>FEE RATE</b>
Comprehensive Vocational Evaluation	\$ 1,025
Limited Vocational Evaluation	\$ 470
Situational Evaluation	\$ 30/hr
Situational Assessment Incentive	\$ 848
In House Work Adjustment (Segregated) Half-Time	\$ 234/wk \$ 129/wk
Out of House Work Adjustment (Integrated) Half-Time	\$ 256/wk \$ 141/wk
<b>Job Development\Placement Packages</b>	
Individual placed into employment*(Successful Placement only)	\$630
Placed into employment within 30 days	\$105
Maintained Employment 90 Days	\$ 103
Successful 26 Closure	\$ 229
Significant Disability	\$ 105
Wages meet or exceed current average annual wage ***	<u>\$ 115</u>
	Maximum Fee -- \$1,287
If the services does not result as a placement into community Employment. The base 25 hour package ----- \$ 500 package	
In situations where the individual does not complete services and less then 25 hours were provided, the services are prorated at --- \$ 20/ hour	
Individual placed into employment ** (Enclave Placement)	\$ 105
Placed into employment within 30 days	\$ 105
Maintained Employment 90 Days	\$ 103
Successful 26 Closure	\$ 229
Significant Disability	\$ 105
Wages meet or exceed current average annual wage ***	<u>\$ 115</u>
	Maximum Fee -- \$ 762

**Job Coaching** \$ 30/hr  
\*

**Employment\Follow Along** \$ 30/hr  
\*

**Independent Living Evaluation & Training (Community Based)** \$ 30/hr

**APPROVED FEES FOR CONSUMER CERTIFIED PROVIDERS -  
PROVIDER TYPE II**

**SERVICE FEE RATE**

**Job Coaching** \$ 30/hr  
\*

**Employment\Follow Along** \$ 30/hr  
\*

**Independent Living Evaluation & Training (Community Based)** \$ 30/hr

**Billable time for services above for Provider II will include any time directly related to a consumer's rehabilitation.**

**APPROVED FEES FOR DEPARTMENT CERTIFIED PRIVATE  
PROVIDERS - PROVIDER TYPE III**

**SERVICE FEE RATE**

**Job Coaching** \$ 30/hr  
\*

**Employment\Follow Along** \$ 30/hr  
\*

**Independent Living Evaluation & Training (Community Based)** \$ 30/hr

**Situational Evaluation** \$ 30/hr  
**Situational Assessment Incentive** \$ 848

**Job Development\Placement Packages**

Individual placed into employment *(Successful Placement only)	\$ 630
Placed into employment within 30 days	\$ 105
Maintained Employment 90 Days	\$ 103
Successful 26 Closure	\$ 229
Significant Disability	\$ 105
Wages meet or exceed current average annual wage ***	<u>\$ 115</u>
	Maximum Fee -- \$1,287

If the services does not result as a placement into community  
Employment. The base 25 hour package ----- \$ 500  
package

In situations where the individual does not complete services  
and less then 25 hours were provided, the services are prorated at –  
\$ 20/ hour

Individual placed into employment ** (Enclave Placement)	\$ 105
Placed into employment within 30 days	\$ 105
Maintained Employment 90 Days	\$ 103
Successful 26 Closure	\$ 229
Significant Disability	\$ 105
Wages meet or exceed current average annual wage ***	<u>\$ 115</u>
	Maximum Fee -- \$ 762

---

**Billable time for Job Coaching and Follow Along Services for Provider  
II will include any time directly related to a consumer's rehabilitation.**

**\* Units in Billable Time.**

These fee rates are for billable time only. Billable time for these services includes the time spent providing direct services for the client. Billable time can also include the time spent on travel as described below. Time spent in meetings, writing reports, and other non service activities are already part of the hourly costs and should not be duplicated.

**\*\* Placement into Enclaves.**

A one time job placement package of \$612 is allowable when an enclave is initially developed and the DRS\SBVI client authorized for placement services is the first successful placement in the enclave. Additional placements and placements in an existing enclave would use the \$102 package rate.

**\*\*\* Current Annual Wages** An incentive of \$111 will be paid if the individual's income at the time of the 26 closure, meets or exceeds the annual income of \$12,000.

**COMPENSATION FOR TRAVEL**

Costs for local travel is included in all fee rates. But to promote services in rural areas and compensate these additional costs, the following reimbursement procedure has been established:

- Reimbursement is allowable when authorized services are provided at a location of 20 miles out of city limits where the facility is located.
- Travel time will be reimbursed at a minimum of \$18/hr or 80% of the current fee rate, which ever is greater.
- Reimbursement must be authorized by the counselor prior to the start of services.

Reimbursement may include travel time and mileage. Travel time will be calculated from portal to portal. Mileage will to be paid in accordance with the rates and rules established by the South Dakota State Board of Finance Travel Regulations. For billing purposes, the number of hours worked, and odometer readings must be included in the report.

## **Situational Assessments**

Situational assessments are essentially the observations of people performing work situations in real work settings. It involves a practice of observing, evaluating, and reporting over a period of time. During this assessment, a consumer's behavior and work performance in a job situation and interaction with other employees is observed.

This type of evaluation helps the consumer learn the role of a worker and allows the evaluator to assess many more work behaviors than can be explored with standardized vocational testing approaches.

### **Requirements**

For situational assessments to be effective, an appropriate work site must be utilized, adequate supervision provided and a means to gather information. Situational assessments funded by DRS and SBVI must include the following requirements:

1. Work site must be with a business in the community, not a segregated workshop.
2. Work site must be in the area of the consumer's interest and choice.
3. Work site must not be part of an enclave, mobile crew or other group models. (These models should utilize Work Adjustment rates)
4. Consumer must perform the work duties as part of the assessment. Receiving a tour or observing a job is not considered part of a situational assessment.
5. Observations and comments will be recorded on a Situational Assessment report form DHS-347.

The amount of hours authorized needs to be individualized based upon the employment setting, difficulty of the job, individual's stamina and other potential factors. The billable time for a situational assessment is the actual amount of time the provider spends with the consumer at the job site or gathering information from the employer for input in assessment. Compensation for travel time is not paid unless the provider has to travel more than 20 miles out of city limits to provide the service. Report writing or meeting time is already included in the cost of the fee rate and should not be paid as billable time.

### **Incentive Fee Rate**

Good situational assessments are developed specifically to meet the needs and interest of a consumer. At times good situational assessments will lead into permanent employment for a consumer. To help promote the development of innovative

assessments and quality services, a financial incentive of \$848 will be paid to a provider when all the following conditions are met:

1. The individual had an IPE with a specific vocational goal prior to starting the assessment;
2. The individual wants to continue working at the employment site of the situational assessment;
3. The employer offers a paid position with a definitive start date; and
4. The individual's case is a successful closure (26 closure as defined by DRS & SBVI).

This incentive pay can be authorized at the time of the situational assessment or prior to closing the consumer's case successfully rehabilitated.

### **Insurance Coverage**

The most significant barrier to establish an employment site for a situational assessment is the employer's concern on insurance coverage. Enclosed is a copy of the insurance policy that has been purchased specifically for DRS & SBVI consumers participating in situational assessments. This policy will cover \$10,000 for medical expenses and \$5,000 for death benefits. Only DRS or SBVI consumers who are authorized for a situational assessment are covered under this policy. In the event a consumer gets injured or dies during a situational assessment, please contact the VR Counselor as soon as possible.

## Situational Assessment

Situational Assessments are essentially the observations of people in work situations. It involves a practice of observing, evaluating, and reporting over a period of time. During this assessment, a consumer's behavior and work performance in a job situation with other employees is observed. This type of evaluation helps the consumer learn the role of a worker, allows the evaluator to access many more work behaviors than can be explored with standardized vocational testing approaches.

For situational assessments to be effective an appropriate work site must be utilized, adequate supervision provided and a means to gather information. Situational assessments funded by DRS and SBVI must include the following requirements:

1. Work site must be with a business in the community, not a segregated workshop.
2. Consumer must perform the work duties as part of the assessment. Receiving a tour or observing a job is not considered part of a situational assessment.
3. Observations and comments will be recorded on a Situational Assessment report form approved by the Division of Rehabilitation Services.

### CONDUCT SITUATIONAL ASSESSMENTS TO DETERMINE:

1. ENDURANCE
2. STRENGTH
3. COMMUNICATIONS SKILLS
4. RESPONSE TO SUPERVISION
5. JOB PREFERENCES
6. RESPONSE TO FACTORS IN THE ENVIRONMENT (i.e., noise, movement, objects, space, etc.)
7. OPTIMAL TIME OF WORK PERFORMANCE
8. RESPONSE TO CO-WORKERS, ETC.

Some materials that can assist your students in identifying their work interests, skills and abilities include:

- ◆ Career Development Checklist (see attached)
- ◆ Awareness Phase (see attached)
- ◆ Situational Assessment (see attached)
- ◆ Reading Free Interest Inventory (your cooperative)
- ◆ Junior Choices (computer disk at each middle school)
- ◆ Career O'Roma (computer CD at each middle school)
- ◆ Future Choices (computer disk at each high school)
- ◆ Discover Program (computer program at each high school)
- ◆ The Career Game (pamphlet at each high school & middle school)



**SITUATIONAL ASSESSMENT FORM**

**Consumer Name:** \_\_\_\_\_ **Date:** \_\_\_\_\_

**Employment Specialist:** \_\_\_\_\_ **Hours:** \_\_\_\_\_

**Location of Assessment:** \_\_\_\_\_ **Type of Job:** \_\_\_\_\_

**I. Referral Reason:**

---

---

---

---

**II. Description of Job and Employment Setting:**

---

---

---

---

**III. Evaluation:**

**DIRECTIONS:** Record an "X" in the appropriate space that best describes the consumers abilities, behaviors, characteristics, or activities. Record "NO" if the situation was not observed. Record "NA" if the section does not apply. In the comment section, describe the behavior, characteristic, or activity when appropriate. When applicable, include the frequency of its occurrence and the environment it occurs. (Include the antecedent, consequences, location, people, etc.).

**1. Strength, Lifting and Carrying**

\_\_\_\_\_ less than 10 lbs.    \_\_\_\_\_ 10-29 lbs.    \_\_\_\_\_ 30-40 lbs.    \_\_\_\_\_ more than 40 lbs.

**Comments:**

---

---

---

**2. Ability to Grip and Hold Objects**

\_\_\_\_\_ Small, light objects    \_\_\_\_\_ Small, heavy objects    \_\_\_\_\_ Large, light objects  
\_\_\_\_\_ Large, heavy objects    \_\_\_\_\_ Needs assistance when holding objects

Explain grip strength by using examples:

---

---

---

3. Endurance

\_\_\_ Less than 2 hours \_\_\_ 2-3 hours \_\_\_ 3-4 hours \_\_\_ More than 4 hours

Comments:

---

---

---

4. Physical Mobility

\_\_\_ Sit/Stand in One Area \_\_\_ Fair Ambulation \_\_\_ Stairs/Minor Obstacles  
\_\_\_ Physical Abilities \_\_\_ Mobility assistance is needed (describe below, wheelchair, walker, etc.)

Comments:

---

---

---

5. Independent Work Rate (no prompts)

\_\_\_ Slow pace \_\_\_ Steady/average pace  
\_\_\_ Above average/sometimes fast pace \_\_\_ Continual fast pace

Comments:

---

---

---

6. General Appearance

\_\_\_ Unkept/poor hygiene \_\_\_ Unkept/clean \_\_\_ Neat/clean but clothing unmatched  
\_\_\_ Neat/clean and clothing matched \_\_\_ Wears appropriate work place attire (shoes, boots, etc.)

Comments:

---

---

---

7. Communication

\_\_\_ Uses sounds/gestures \_\_\_ Uses key words/signs \_\_\_ Does not speak clearly

\_\_\_ Communicates clearly \_\_\_ Uses a communication device \_\_\_ Intelligible to strangers  
Comments:

---

---

---

8. Social Interactions

\_\_\_ Polite, responses appropriate \_\_\_ Initiates social interactions

\_\_\_ Initiates social interactions infrequently \_\_\_ Rarely interacts appropriately

Comments:

---

---

---

9. Ability to handle stress

\_\_\_ Shows no sign of stress or fatigue

\_\_\_ Shows some sign of fatigue

\_\_\_ Shows stress or fatigue frequently

Comments:

---

---

---

10. Observations during breaks

\_\_\_ Operates vending machine without assistance \_\_\_ Takes breaks and returns to work on time

\_\_\_ Interacts appropriately during break

Comments:

---

---

---

11. Correspondence

\_\_\_ Reads simple words \_\_\_ Reads sentences \_\_\_ Reads and understands written material

\_\_\_ Writes simple words \_\_\_ Writes complete sentences \_\_\_ Types and is able to use a computer

Comments:

---

---

---

12. Attention to Task/Perseverance

\_\_\_\_\_ Frequent prompts, cues and supports required \_\_\_\_\_ Intermittent prompts required  
\_\_\_\_\_ Infrequent prompts/low supervision \_\_\_\_\_ No prompts required  
Comments:

---

---

---

13. Independent Sequencing of Job Duties

\_\_\_\_\_ Unable to perform tasks in sequence \_\_\_\_\_ Performs 2-3 tasks in sequence  
\_\_\_\_\_ Performs 4-6 tasks in sequence \_\_\_\_\_ Performs 7 or more tasks in sequence  
Comments:

---

---

---

14. Initiative/Motivation

\_\_\_ Always seeks work \_\_\_ Sometimes volunteers \_\_\_ Waits for directions \_\_\_  
Avoids next task  
Comments:

---

---

---

15. Adapting to Change

\_\_\_\_\_ Change easily \_\_\_\_\_ Rigid routine required \_\_\_\_\_ Some difficulty \_\_\_\_\_  
Great difficulty  
Comments:

---

---

---

16. Reinforcement Needs

\_\_\_\_\_ Frequent required \_\_\_\_\_ Daily \_\_\_\_\_ Weekly \_\_\_ Reinforcements available  
at work site

Describe the type and amount of reinforcement needed:

---

---

---

17. Interest (Observed) in Working in this Environment/Job

\_\_\_\_\_ Very \_\_\_\_\_ Some w/reservations \_\_\_\_\_ Unsure  
\_\_\_\_\_ Not interested

Comments:

---

---

---

18. Discrimination Skills of Work Supplies

Not capable     Has difficulty/needs cues     Distinguishes between work supplies

Comments:

---

---

---

19. Time Awareness

Unaware of time and clock function     Identifies breaks/lunch     Tells time to the hour  
 Returns to work after break/lunch     Tells time in hours/minutes

Comments:

---

---

---

20. Handling Criticism/Stress

Resistive/argumentative     Withdraws into silence  
 Accepts criticism/does not change     Accepts criticism/attempts to improve

If this varies, indicate with whom, male or female, co-worker and/or supervisor etc..

Comments:

---

---

---

21. Orienting to the Environment

Small Area Only     One Room     Several Rooms  
 Building Wide     Building and Grounds

Comments:

---

---

---

22. Travel Skills

Requires bus/cab training     Street crossing abilities (difficulty crossing street)     Able to make own travel arrangements     Uses bus/cab independently (with or w/out transfers)

Comments:

---

---

---

23. Behaviors that are not typical or acceptable of the workplace

\_\_\_\_\_ None \_\_\_\_\_ Few \_\_\_\_\_ Many

If so, describe behavior and the time of day and who may be close to him/her at the time.

Comments:

---

---

---

24. Asking for Assistance

\_\_\_\_\_ Peers \_\_\_\_\_ Co-workers \_\_\_\_\_ Acquaintances \_\_\_\_\_ Persons in authority

\_\_\_\_\_ Does not ask

Comments:

---

---

---

#### IV. Summary/Recommendations:

1. Functional Limitations in Performing the Job Duties

\_\_\_\_\_ Many \_\_\_\_\_ Some \_\_\_\_\_ None \_\_\_\_\_ Can be improved with accommodations or training

Explain:

---

---

---

---

---

2. Recommendation for Job Restructuring or Accommodations

Explain:

---

---

---

---

---

3. Recommended Services/Supports that May be Needed to Perform Job Duties

\_\_\_ Clothing/uniform  
(monitoring)

\_\_\_ Transportation

\_\_\_ Medication

\_\_\_ Financial Planning  
Tools/equipment

\_\_\_ Assistive device/accommodations \_\_\_

\_\_\_ Job coaching

\_\_\_ Other

Explain:

---

---

---

---

---


---

---

---

---

---



# Parent Letter Examples



## Example #1

Dear Parent:

Transition Planning begins when your son or daughter turns 16 years old, or younger if appropriate. This simply means that we want to ensure that your son or daughter has the same learning opportunities as their non disabled classmates. Your child is learning and developing skills needed to live in the community and work in the community with supports as needed. Your child will leave the school system with dreams and high expectations. We will assist you and your child throughout these years in connecting up with community services to assist in this transition process.

We will be exploring interests and skills in the areas of work, independent living, community participation, adult service programs (community services), after high school work training/educational opportunities, and various assessments to assist us in identifying your child's interests and skills in these areas.

You could assist us in this process by letting us know your thoughts to the following questions...

1. What type of job has your child talked about doing when they grow up?
2. What kinds of things does your child like to do in their free time?
3. What topics does your child talk about at home?
4. Does your child have friends that he/she participates with on a weekly basis?
5. What kinds of tasks does your child do around the home to help out?
6. What kinds of community activities does your child participate in?
7. What would you like me to know about your child?
8. What do you hope your child learns this year?

Thank you for helping us get to know you and your child better! If you have any specific questions about transition planning please let me know.

Very Sincerely,

## Example # 2

Dear \_\_\_\_\_

During the IEP meeting this year we will be trying something new -- Transition Planning. This is a process in which the IEP team will do long term planning. We will look at where the student is going and what skills and linkages to other agencies he/she needs. The goal is to work together to ensure that the student has the opportunity to gain employability, social, and living skills important to make the transition from school to work and community living. Not only are these foundation skills important for your child, but we are working to provide you with resources and information about adult services so your son's/daughter's transition after high school is as easy as possible.

For the school to work with you and other agencies in getting your child ready for the world of work, the following information would be helpful for transition planning.

Student Name \_\_\_\_\_

Other agencies involved with student either currently or projected after graduation.

\_\_\_\_\_

When your student made a transition in the past, e.g. from one school to another, what were the problems encountered, if any.

\_\_\_\_\_

### I. Vocational Needs:

1. When your student graduates from public school would you like your student to participate in:

- \_\_\_\_\_ Supported Employment / Job Coach
- \_\_\_\_\_ Vocational School
- \_\_\_\_\_ Competitive Part-Time Employment
- \_\_\_\_\_ Competitive Full-Time Employment
- \_\_\_\_\_ College
- \_\_\_\_\_ Others

2. Which kind of jobs does your student seem interested in? \_\_\_\_\_

\_\_\_\_\_

3. What kinds of jobs does he/she dislike? \_\_\_\_\_

\_\_\_\_\_

4. Are there any medical concerns relating to your student placement. If so, what? \_\_\_\_\_
5. What skills do you think need to be developed to help your student reach his/her vocational goals? \_\_\_\_\_
6. What vocational classes would you like your student to be enrolled in? \_\_\_\_\_
7. What academic classes would your student need to prepare for future employment. \_\_\_\_\_

II. Personal Management / Living Arrangement

1. What duties or responsibilities does your student presently have at home? \_\_\_\_\_
2. What other duties would you like your student to be able to do at home? \_\_\_\_\_
3. Following graduation from the public school, what do you think your student's living situation will be? \_\_\_\_\_

Which of these independent living areas do you feel your student needs instruction in?

- \_\_\_\_\_ Clothing care
  - \_\_\_\_\_ Meal preparation/nutrition
  - \_\_\_\_\_ Hygiene/grooming
  - \_\_\_\_\_ Transportation
  - \_\_\_\_\_ Parenting
  - \_\_\_\_\_ Household management
  - \_\_\_\_\_ Consumer skills
  - \_\_\_\_\_ Community awareness
  - \_\_\_\_\_ Money management
  - \_\_\_\_\_ Safety
  - \_\_\_\_\_ Sex education
  - \_\_\_\_\_ Health/First Aid
  - \_\_\_\_\_ Others \_\_\_\_\_
- \_\_\_\_\_
- \_\_\_\_\_

III. Leisure/ Recreation Needs

1. What leisure/recreation activities does your student participate in when alone?

\_\_\_\_\_  
\_\_\_\_\_

2. What leisure/recreation activities does your student participate in with your family?

\_\_\_\_\_  
\_\_\_\_\_

3. What leisure/recreation activities does your student participate in with friends?

\_\_\_\_\_  
\_\_\_\_\_

4. Are there any other leisure/recreation activities you would like your student to participate in? \_\_\_\_\_

\_\_\_\_\_

5. Are there any leisure/recreation activities you do not want your student to participate in? \_\_\_\_\_

\_\_\_\_\_

6. What classes/activities would you like your student to participate in to develop more leisure interest and skills? \_\_\_\_\_

\_\_\_\_\_

IV. Financial

**1. Will your student have:**

- \_\_\_\_\_ earned income
- \_\_\_\_\_ insurance
- \_\_\_\_\_ food stamps
- \_\_\_\_\_ Supplemental Security Income (SSI)
- \_\_\_\_\_ unearned income
- \_\_\_\_\_ general public assistance
- \_\_\_\_\_ trust/will
- \_\_\_\_\_ other support

What would you like the school district staff to do to assist you in planning for your student's needs during high school and after graduation?

We will be contacting you before fall conference to set up a specific time to meet. Let us work together to ensure a smooth transition for your student.

Sincerely

### Example #3

The following is a Transition Assessment for Parents, a tool for transition at the IEP meeting.

#### **ASSESSMENT FOR PARENTS**

Dear Parent(s):

As your son or daughter moves closer to graduation, it is important to begin to plan for his/her future. At the next meeting we will develop a transition plan. The transition plan will identify future goals for your son/daughter and ways to support him/her in reaching these goals. We would all like to see all our students become productive members of society. Your input and involvement is critical. Please take a few minutes to complete this Transition Assessment. Think of your son/daughter as an adult after graduation and identify your dreams/goals for him/her.

#### **Employment:**

I think my son/daughter could work in:

- Full time regular job (competitive employment)
- Part time regular job (competitive employment)
- A job that has support and is supervised, full or part time (supported employment)
- Military Service
- Volunteer work
- Other:

My son's/daughter's strength(s) in this area are:

My son/daughter seems to be interested in working as:

When I think of my son/daughter working, I am afraid that...

To work, my son/daughter needs to develop skills in:

**Education:**

Future education for my son/daughter will include (check all that apply):

- College or University
- Community College
- Vocational training
- On-the-job training
- Personal development classes
- Other

My son's/daughter's educational strengths are:

To attend post-secondary training my son/daughter will need to develop skills in:

**Residential/Living:**

After graduation my son or daughter will live:

- On his/her own in a house or apartment
- With a roommate
- In a supervised living situation (group home, supervised apartment)
- With family
- Other:

My son's/daughter's strength(s) in this area are:

When I think about where my son/daughter will live, I am afraid that...

To live as independently as possible, my son or daughter needs to develop skills in:

**Recreation and Leisure:**

When my son/daughter graduates I hope he/she is involved in (check all that apply):

- Independent recreational activities
- Activities with friends
- Organized recreational activities (clubs, team sports)
- Classes (to develop hobbies, and explore areas of interest)
- Supported and supervised recreational activities
- Other:

During free time, my son or daughter enjoys:

My son's/daughter's strength(s) in this area are:

When I think of the free time my son or daughter will have after graduation, I am afraid that:

To be active and enjoy leisure time, my son or daughter needs to develop skills in:

**Transportation:**

When my son/daughter graduates he/she will (check all that apply):

- Have a driver's license and car
- Walk, or ride a bike
- Use transportation independently (bus, taxi, train)
- Use supported transportation (family, service groups, car pool, special program)
- Other:

My son's/daughter's strength(s) in this area are:

When I think of my son/daughter traveling around the community I worry about:

To access transportation my son/daughter needs to develop skills in:

Review items in the following three areas. Please identify 3 to 5 areas only in which your son or daughter needs information/support.

**Social/Interpersonal:**

- Making friends
- Setting goals
- Family relationship
- Handling legal responsibilities
- Handling anger
- Communicating needs/wants
- Relationships with the opposite sex
- Counseling
- Other:

**Personal Management:**

- Hygiene Safety
- Mobility/transportation
- Domestic skills
- Money management/budgeting
- Time/time management
- Personal care
- Other:

**Health:**

- Ongoing care for a serious medical condition
- Sex education
- AIDS awareness
- Information on drug/chemical abuse
- Other:

**Community Supports:**

- Cooperative Extension Source
- Independent Hiring Center
- College Students
- DakotaLink (Assistive Technology Systems)
- Planned Parenthood
- Neighbors
- Red Cross Safety Course
- YWCA
- Drivers Education
- Employment Services
- Child Care



**Example #4**

**STUDENT / PARENT QUESTIONNAIRE**

The following questions will help you (and your parents) think about your preferences and interests as well as services you will need after leaving high school. School staff will use your answers to assist you in planning and locating services that match your future plans. Your parent/guardian can help you answer these questions.

1. Please give your age, grade level and date of graduation:

Age \_\_\_\_\_ Grade \_\_\_\_\_ Graduation Date (if known) \_\_\_\_\_

2. What do you plan to do after you leave school?

3. What are your preferences and interests in moving into the adult world?

4. What do you want for yourself during the next year after leaving school; in 5 years; 10 years?

Employment:

Education:

Living Arrangements:

5. What most concerns you about your future?

6. Are you presently in contact with any agencies that will or may be involved with you after graduation? Do you plan to make or maintain contact?

7. Do you feel you can advocate for yourself when you graduate from high school, or does your parent/guardian or someone else need to advocate for you on your behalf?

8. With whom and where would you like to live?

9. Where would you like to work? What kind of work would you like to do?

10. What recreational/leisure facilities have you used? Which ones would you like to use when you graduate from high school?

11. In what areas do you feel that you will need assistance to plan when you leave school?

- |  |   |
|--|---|
| <input type="checkbox"/> Vocational            | <input type="checkbox"/> Placement          |
| <input type="checkbox"/> Work training         | <input type="checkbox"/> Financial          |
| <input type="checkbox"/> Residential placement | <input type="checkbox"/> Recreation/leisure |
| <input type="checkbox"/> Social relationships  | <input type="checkbox"/> Independent living |
| <input type="checkbox"/> Transportation        | <input type="checkbox"/> Sexual awareness   |

Adopted from Mark Murphy, Santa Clare County

## TRANSITION QUESTIONNAIRE

What are your dreams and goals for your future?

What worries you the most about your future?

How can your parents, teachers, and school help you reach your goal?

EDUCATION:

What classes do you like the most?

What classes are you successful in? Why?

What classes are the hardest for you? Why?

Are your classes modified to help you succeed?

How do you learn best?

What skills do you want to learn that could be taught in school?

What further educational training do you want to get?

CAREER QUESTIONS:

What job would you like to have in 2 years? \_\_\_\_\_

5 years? \_\_\_\_\_

10 years? \_\_\_\_\_

What skills will you need to get the job you want?

What kinds of things do you think you're good at?

What are you not good at?

What kind of training or education would you like to have after high school?

What would your ideal job be?

What do you need to reach your job/career goals?

What job shadowing or job try-outs would you like to explore?

What kind of work experience have you had?

COMMUNITY/RESIDENTIAL QUESTIONS:

Where do you want to live after you leave school?

What will you have for transportation after you leave school?

What chores or jobs do you do at home that will help you be more independent as an adult?

What household skills do you need help with ( cooking, cleaning, budgets, etc.)?

What will you do to take care of your money after school?

Do you need help with money and banking skills?

MEDICAL/LEGAL QUESTIONS:

Do you have a family doctor? \_\_\_\_\_  
dentist? \_\_\_\_\_

Do you have any medical needs that will have to be looked after after you leave school?

If you have a legal problem, how will you handle it? Who would help you?

Who would you contact in case of emergency?

What kinds of insurance will you need, and how will you pay for it?

RECREATION AND LEISURE QUESTIONS:

What do you like to do for fun?

What are your hobbies and interests?

Is there something you'd like to learn how to do? ( bowling, swimming, etc.)

Are there any school activities that you would like to take part in?

Do you like to spend your free time alone or with others?



SOCIAL AND INTERPERSONAL QUESTIONS:

How do you handle conflicts and solve problems?

Who do you go to when you have a problem?

Do you have someone that you can talk to when things are not going well?

List the friends you hang out with.

## Example #5

### Parent/Guardian Attitude Survey

As a person with responsibility for a person with mental retardation, your knowledge and experience are needed to help educators to develop better programs for people with mental retardation of all ages. By taking 10 minutes to answer these questions about your son or daughter, you will be performing a service for all people with mental retardation. Because this questionnaire goes to parents and guardians of both children and adults, some of the questions will be more appropriate than others to your situation. Choose the best response for each item and write its corresponding numbers in the box provided. If you care for more than one person with mental retardation, answer these questions about the oldest one. If you and other caregivers share responsibility for the person, the person with the most knowledge of the individual's daily life should complete the questionnaire. The information you provide will be strictly confidential.

1. What is the sex of your son or daughter?

1. Female  
 2. Male

2. What is his or her age?

1. 17 years or less  
 2. 18-22 years  
3. 23-30 years  
4. 31-40 years  
5. 41 or over

3. What is his or her approximate developmental (IQ) level?

1. Profound retardation (IQ 19 or below)  
 2. Severe retardation (IQ 20-35)  
3. Moderate retardation (IQ 36-51)  
4. Mild retardation (IQ 52-67)  
5. Borderline (IQ 68-83)

4. Where does he or she live?

1. In a state residential facility  
 2. In an intermediate care facility  
3. With his or her own parent(s) or guardian(s)  
4. In a group home  
5. In an apartment with other people with disabilities  
6. Other (Please describe)

5. What is his or her primary way of communicating with others?

1. Does not communicate meaningfully  
 2. Communicates with sounds or gestures  
3. Speaks in one- or two-word phrases  
4. Uses limited manual sign or picture/symbol communication (vocabulary under 10 words)  
5. Speaks in sentences but speech is not clear to others  
6. Speaks clearly in sentences  
7. Uses manual sign or picture/symbol communication in a fluent manner

6. How much help does your son or daughter require in personal care (e.g., feeding, toileting, dressing, bathing)?
- 1. Nearly total assistance required
  - 2. Major assistance required
  - 3. Some assistance required
  - 4. Minor assistance required
  - 5. No assistance required
7. Please check one or more of the items below that describe(s) the physical abilities of your son or daughter.
- 1. Has no physical, visual, or hearing impairment(s)
  - 2. Has visual or hearing impairment(s) not correctable by glasses or hearing aid
  - 3. Has impaired use of one or both hands
  - 4. Uses wheelchair regularly but is usually pushed by others
  - 5. Uses wheelchair regularly but usually propels chair independently
  - 6. Usually walks but needs some help or is very slow

Questions 8-27 ask about the daily activities of your son or daughter in a day program or on the job.

8. At present, how much money does your son or daughter make, on the average, for his or her daily work activities?
- 1. No pay
  - 2. Less than \$1 hour
  - 3. \$1.01-\$2.50 per hour
  - 4. \$2.51-\$3.35 per hour
  - 5. Above \$3.35 per hour
  - 6. Don't know or not applicable
9. In your opinion, under ideal working conditions, how much do you believe your son or daughter should earn?
- 1. No pay


2. Somewhat less than now
  3. Same as now
  4. Somewhat more than now
  5. Much more than now
10. At present, how often does your son or daughter have contact with people without disabilities other than supervisors or teachers in daily work activities?
1. Never
  2. Rarely
  3. Sometimes
  4. Frequently
  5. Don't know or not applicable
11. In your opinion, how much contact with people without disabilities would be best for your son or daughter during his or her work activities?
1. Much less than now
  2. Somewhat less than now
  3. Same as now
  4. Somewhat more than now
  5. Much more than now
12. At present, how often does your son or daughter have the opportunity to advance to a job that pays more or has more responsibility?
1. Never
  2. Rarely
  3. Sometimes
  4. Frequently
  5. Don't know or not applicable
13. In your opinion, how often should your son or daughter have the opportunity to advance to a job that pays more or has more responsibility?
1. Much less than now
  2. Somewhat less than now
  3. Same as now
  4. Somewhat more than now
  5. Much more than now
14. At present, how often does your son or daughter perform tasks on his or her own, without a supervisor nearby to help?
1. Never
  2. Rarely
  3. Sometimes
  4. Frequently
  5. Don't know or not applicable
15. How much of the time would you prefer that your son or daughter perform tasks on his or her own without a supervisor nearby to help?
1. Much less than now
  2. Somewhat less than now
  3. Same as now
  4. Somewhat more than now
  5. Much more than now

16. At present, how often is your son or daughter expected to look and act as a “normal” adult in his or her work activities?
  1. Never
  2. Rarely
  3. Sometimes
  4. Frequently
  5. Don't know or not applicable
17. In your opinion, how often should your son or daughter be expected to look and act as a “normal” adult in his or her work activities?
  1. Much less than now
  2. Somewhat less than now
  3. Same as now
  4. Somewhat more than now
  5. Much more than now
18. At present, how often does your son or daughter complete the same work tasks as people without disabilities?
  1. Never
  2. Rarely
  3. Sometimes
  4. Frequently
  5. Don't know or not applicable
19. In your opinion, how often should your son or daughter complete the same work tasks as people without disabilities?
  1. Never
  2. Rarely
  3. Sometimes
  4. Frequently
  5. Don't know or not applicable
20. At present, how often is your son or daughter teased or taken advantage of by others during work activities?
  1. Never
  2. Rarely
  3. Sometimes
  4. Frequently
  5. Don't know or not applicable
21. In your opinion, how capable is your son or daughter of protecting him- or herself from being teased or taken advantage of during work activities?
  1. Not at all capable
  2. Slightly capable
  3. Somewhat capable
  4. Very capable
  5. Don't know or not applicable
22. How do you feel about the following statement, “Work should be a normal part of life for my son or daughter”?
  1. Strongly agree
  2. Mildly agree

3. Not sure
  4. Mildly disagree
  5. Strongly disagree
23. Are the work activities that your son or daughter performs most of the time too easy, too hard, or about right, considering his or her ability?
1. Too hard
  2. About right
  3. Too easy
24. Overall, how satisfied are you with your son's or daughter's present work activities?
1. Not very satisfied
  2. Somewhat satisfied
  3. Satisfied
  4. Very satisfied
25. At present, where does your son or daughter spend most of his/her working hours?
1. Activities center with other individuals with mental retardation (e.g., training may include cooking, recreation, and work skills development but clients are generally not paid)
  2. Sheltered workshop (e.g., he or she works with other persons with disabilities performing assembly or production contract work for piece-rate wages, usually below minimum wage)
  3. Enclave (e.g., he or she is still enrolled in a workshop program but works in a group or crew with other persons with disabilities in a regular community business or industry)
  4. Competitive employment (e.g., he or she works for a regular community business or industry with nondisabled persons performing regular jobs for at least minimum wage)
  5. Other (Please describe)
- 
- 
26. If you have your choice, where would you prefer your son or daughter to spend most of his or her working hours? (Refer to question 25 for descriptions)
1. Activities center with other individuals with mental retardation
  2. Sheltered workshop
  3. Competitive employment
  4. Other (Please describe)
- 
- 
27. For how many years has your son or daughter been in his or her current job or program?
1. Less than 1 year
  2. 1-2 years
  3. 3-4 years
  4. 5 years or more

Questions 28-32 ask for information about you and your family.

28. How far did you go in school?
1. Grades 1-8
  2. Grades 9-12
  3. After high school technical school
  4. College
29. What type of job is held by the main wage earner in your household?
1. Farmer or rancher
  2. Protective or service worker (firefighter, police officer, domestic worker, repair person, attendant, sales person, etc.)
  3. Manual worker (laborer, carpenter, etc.)
  4. Clerical worker (office worker, secretary, typist, etc.)
  5. Business person (outside sales, insurance, real estate, banker, etc.)
  6. Proprietor or manager
  7. Professional
  8. Not working
30. What is your sex?
1. Female
  2. Male
31. What is your relationship to the person with mental retardation asked about in these questions?
1. Mother or father
  2. Other relative (Please describe)
- 
3. Legal guardian
  4. Foster parent
  5. Counselor
  6. Friend
  7. Other (Please describe)
- 
32. Are you or anyone in your household a member of The Arc?
1. No
  2. Yes



# **LEARNING STYLE** **QUESTIONNAIRE**



# #1

## Learning Style

Most Like Me - Least Like Me

- |   |   |   |   |   |
|---|---|---|---|---|
| 1. When I make things for my studies, I remember what I have learned better.                              | 4 | 3 | 2 | 1 |
| 2. Written assignments are easy for me to do.   | 4 | 3 | 2 | 1 |
| 3. I learn better if someone reads a book to me than if I read silently to myself.                        | 4 | 3 | 2 | 1 |
| 4. I learn best when I study alone.   | 4 | 3 | 2 | 1 |
| 5. Having assignment directions written on the board makes them easier to understand.                     | 4 | 3 | 2 | 1 |
| 6. It is harder for me to do a written assignment than an oral one.                                       | 4 | 3 | 2 | 1 |
| 7. When I do math problems in my head, I say the numbers to myself.                                       | 4 | 3 | 2 | 1 |
| 8. If I need help in the subject, I will ask a classmate for help.  | 4 | 3 | 2 | 1 |
| 9. I understand a math problem that is written down better than one I hear.                               | 4 | 3 | 2 | 1 |
| 10. I do not mind doing written assignments.  | 4 | 3 | 2 | 1 |
| 11. I remember things I hear better than things I read.   | 4 | 3 | 2 | 1 |
| 12. I remember more of what I learn if I learn it alone.  | 4 | 3 | 2 | 1 |
| 13. I would rather read a story than listen to it read.   | 4 | 3 | 2 | 1 |
| 14. I feel that I talk smarter than I write.  | 4 | 3 | 2 | 1 |
| 15. If someone tells me three numbers to add, I can usually get the right answer without writing it down. | 4 | 3 | 2 | 1 |
| 16. I like to work in a group because I can learn from  | 4 | 3 | 2 | 1 |

others in the group.

17. Written math problems are easier for me to do than oral ones.	4	3	2	1
18. Writing a spelling word several times helps me remember it better.	4	3	2	1
19. I find it easier to remember what I have heard than what I have read.	4	3	2	1
20. It is more fun to learn with classmates at first, but it is hard to study with them.	4	3	2	1
21. I like written directions better than spoken ones.	4	3	2	1
22. If homework were spoken, I would do it all.	4	3	2	1
23. When I hear a phone number, I can remember it without writing it down.	4	3	2	1
24. I get more work done if I work with someone.	4	3	2	1
25. Seeing a number makes more sense to me than hearing a number.	4	3	2	1
26. I like to do things like simple repairs or crafts with my hands.	4	3	2	1
27. The things that I write on paper sound better than when I say them.	4	3	2	1
28. I study best when no one is around to talk or listen to.	4	3	2	1
29. I would rather read things in a book than have the teacher tell me about them.	4	3	2	1
30. Speaking is a better way than writing if you want someone to understand it better.	4	3	2	1
31. When I have a written math problem to do, I say to myself to understand it better.	4	3	2	1
32. I can learn more about a subject if I am with a small group of students.	4	3	2	1

33. Seeing the price of something written down is easier for me to understand than having someone tell me the price.	4	3	2	1
34. I like to make things with my hands.	4	3	2	1
35. I like tests that call for sentence completion or written answers.	4	3	2	1
36. I understand more from a class discussion than from reading about a subject.	4	3	2	1
37. I remember the spelling of a word better if I see it written down than if someone spells it out loud.	4	3	2	1
38. Spelling and grammar rules make it hard for me to say what I want to in writing.	4	3	2	1
39. It makes it easier when I say the numbers of a problem to myself as I work it out.	4	3	2	1
40. I like to study with other people.	4	3	2	1
41. When the teachers say a number, I really do not understand it until I see it written down.	4	3	2	1
42. I understand what I have learned better when I am involved in making something for the subject.	4	3	2	1
43. Sometimes I say dumb things, but writing gives me time to correct myself.	4	3	2	1
44. I do well on tests if they are about things I hear in class.	4	3	2	1
45. I cannot think as well when I work with someone else as when I work alone.	4	3	2	1

## CITE Inventory Score Sheet

34-40= Major Learning Style  
20-32= Minor Learning Style  
10-18= Negligible Use

### Visual Language

5 \_\_\_\_\_  
13 \_\_\_\_\_  
21 \_\_\_\_\_  
29 \_\_\_\_\_  
37 \_\_\_\_\_

Total \_\_\_\_\_ x 2 = \_\_\_\_\_ (score)

### Visual Numerical

9 \_\_\_\_\_  
17 \_\_\_\_\_  
25 \_\_\_\_\_  
33 \_\_\_\_\_  
41 \_\_\_\_\_

Total \_\_\_\_\_ x 2 = \_\_\_\_\_ (score)

### Auditory Language

3 \_\_\_\_\_  
11 \_\_\_\_\_  
19 \_\_\_\_\_  
36 \_\_\_\_\_  
44 \_\_\_\_\_

Total \_\_\_\_\_ x 2 = \_\_\_\_\_ (score)

### Auditory Numerical

7 \_\_\_\_\_  
15 \_\_\_\_\_  
23 \_\_\_\_\_  
31 \_\_\_\_\_  
39 \_\_\_\_\_

Total \_\_\_\_\_ x 2 = \_\_\_\_\_ (score)

### Tactile-Kinesthetic

1 \_\_\_\_\_  
18 \_\_\_\_\_  
26 \_\_\_\_\_  
34 \_\_\_\_\_  
42 \_\_\_\_\_

Total \_\_\_\_\_ x 2 = \_\_\_\_\_ (score)

Team Work, 1997

### Social-Individual

4 \_\_\_\_\_  
12 \_\_\_\_\_  
20 \_\_\_\_\_  
28 \_\_\_\_\_  
45 \_\_\_\_\_

Total \_\_\_\_\_ x 2 = \_\_\_\_\_ (score)

### Social-Group

8 \_\_\_\_\_  
16 \_\_\_\_\_  
24 \_\_\_\_\_  
32 \_\_\_\_\_  
40 \_\_\_\_\_

Total \_\_\_\_\_ x 2 = \_\_\_\_\_ (score)

### Expressiveness-Oral

6 \_\_\_\_\_  
14 \_\_\_\_\_  
22 \_\_\_\_\_  
30 \_\_\_\_\_  
38 \_\_\_\_\_

Total \_\_\_\_\_ x 2 = \_\_\_\_\_ (score)

### Expressiveness-Written

2 \_\_\_\_\_  
10 \_\_\_\_\_  
27 \_\_\_\_\_  
35 \_\_\_\_\_  
43 \_\_\_\_\_

Total \_\_\_\_\_ x 2 = \_\_\_\_\_ (score)

C.I.T.E. Learning Styles Inventory – This tool may be photocopied

1. Major: The Student prefers this mode of learning, feels comfortable with it, and uses it for important learning. A student does not necessarily have one and only one preferred style.
2. Minor: The student uses this mode but usually as a second choice or in conjunction with other learning styles.
3. Negligible: The student prefers not to use this if other choices are available. The student does not feel comfortable with this style.

### CITE Learning Styles

<b>Visual Language:</b>	I learn well from seeing words in books, on the chalkboard, or in workbooks. I remember and use information if I have read it.
<b>Visual Numerical:</b>	I have to see numbers on the board, in a book, or on paper to work with them. I am more likely to understand math facts if I have seen them.
<b>Auditory Language:</b>	I learn from hearing spoken words. I will be more capable of understanding and remembering information if I hear it.
<b>Auditory Numerical:</b>	I learn from hearing numbers and oral explanation. I may do as well without math books because written materials are not as important. I can probably compute problems in my head.
<b>Tactile-Kinesthetic:</b>	I learn best by experiencing—doing, self-involvement. I definitely need manipulation of material along with accompanying sights and sounds. I seem unable to understand or keep my mind on my work unless I am totally involved.
<b>Social-Individual:</b>	I get more work done alone. I think best and remember more when I learn by myself. I care more for my opinions than for the ideas of others.
<b>Social-Group:</b>	I strive to study in groups and I do not accomplish much individually. Group interaction increases my learning and subsequent fact recognition.
<b>Expressiveness-Oral:</b>	I easily tell you what I know. I speak fluently, comfortably, and precisely. I am not shy about giving reports or talking to the teacher or classmates.
<b>Expressiveness-Written</b>	I write fluently and qualify answers to convey my knowledge. I feel less comfortable perhaps even “stupid”, when giving oral answers. My thoughts are better organized on paper.

# #2

Name \_\_\_\_\_ Date \_\_\_\_\_

## Learning Style Questionnaire

1. What are your strong points as a student? (Give your skills, talents, and abilities, not school subjects.) \_\_\_\_\_
2. What do you feel are your weaknesses as a student? \_\_\_\_\_
3. What part of the classwork in an English class would be most difficult for you?  
\_\_\_\_\_
4. Which of your strong points could you use to make up for your weaknesses in an English class? \_\_\_\_\_

Circle the mark that shows how likely you are to use each method.

Not Likely      Somewhat Likely      Likely      Very Likely

5. When you are learning a new subject, which method(s) would you prefer to use?

read the textbook				
watch someone do experiments				
take notes from reading assignments				
remember what is said in lecture				
remember what is said in lecture				
take notes from the lecture				
do an experiment				

6. Which method(s) would you rather use to show a teacher what you've learned?

make a drawing				
tell about it				
writes answers to questions				
do a demonstration				
do a project				

Not Likely      Somewhat Likely      Likely      Very Likely

7. When you memorize something, which method(s) are you likely to use?

picture in your mind what you are memorizing				
associate it with something else you know				
draw pictures, charts, or diagrams				
repeat it out loud				
write it down				

8. When you study, which of these problems is likely to give you trouble?

reading too slowly to finish on time				
studying hard and forgetting what you studied				
being distracted				
organizing your thoughts poorly on paper				
forgetting instructions				
taking notes too slowly				
not understanding a teacher's spoken directions				
not understanding written directions				

9. Which of the following methods are likely to help you learn?

taping lectures				
watching demonstrations or videos in class				
discussing reading assignments during class				
doing experiments in a laboratory				
explaining at the beginning of the period what the class will be doing				
writing assignments on the board				

Not Likely    Somewhat Likely    Likely    Very Likely

being able to ask questions before, during, and after class

--	--	--	--

being able to choose projects rather than take written tests

--	--	--	--

getting individual help from the teacher

--	--	--	--

getting and following a clear outline of the course

--	--	--	--

getting a list of class assignments and due dates

--	--	--	--


getting class handouts and worksheets

--	--	--	--



## Learning Styles Chart

If your learning style is	you learn best by	Then these are the best methods for you
Auditory	verbal instructions discussions/talking with others sounding out words remembering by saying things out loud over and over talking through problems talking rather than listening  <i>Too much noise will distract you.</i>	
Visual	seeing, watching staring into space to visualize concepts remembering words or ideas by their shape or configuration organizing thoughts on paper by making lists, using calendars to plan ahead  <i>Too much visual stimulation, movement, or disorder will distract you.</i>	
Kinesthetic	direct involvement reading action stories remembering things you've done trying things out (touching, feeling, manipulating)  addressing problems physically (through activity)  using gestures when speaking  <i>It is difficult for you to learn from visual and auditory presentations that don't physically involve you.</i>	




# LEISURE INTEREST CHECKLIST

	Do	Don't Do	Interest	No		Do	Don't Do	Interest	No
BARBEQUES	___	___	___	___	MANUAL ARTS	___	___	___	___
BASEBALL	___	___	___	___	MATH	___	___	___	___
BASKETBALL	___	___	___	___	MENDING	___	___	___	___
BIKE RIDING	___	___	___	___	MODEL BUILDING	___	___	___	___
BILLIARDS	___	___	___	___	MOSAICS	___	___	___	___
BOWLING	___	___	___	___	MOVIES	___	___	___	___
BRIDGE	___	___	___	___	NEEDLEWORK	___	___	___	___
CAMPING	___	___	___	___	PAINTING	___	___	___	___
CARD PLAYING	___	___	___	___	PARTIES	___	___	___	___
CARPENTRY	___	___	___	___	PHOTOGRAPHY	___	___	___	___
CAR REPAIR	___	___	___	___	PIANO	___	___	___	___
CERAMICS	___	___	___	___	PING PONG	___	___	___	___
CHESS	___	___	___	___	PLAYS	___	___	___	___
CLASSICAL MUSIC	___	___	___	___	POKER	___	___	___	___
CLOTHES	___	___	___	___	POLITICS	___	___	___	___
COLLECTING	___	___	___	___	POOL	___	___	___	___
CONCERTS	___	___	___	___	POPULAR MUSIC	___	___	___	___
CONVERSATION	___	___	___	___	PUZZLES	___	___	___	___
COOKING	___	___	___	___	RADIO	___	___	___	___
CROCHETING	___	___	___	___	READING	___	___	___	___
DANCING	___	___	___	___	RELIGION	___	___	___	___
DATING	___	___	___	___	SCIENCE	___	___	___	___
DECORATING	___	___	___	___	SCOUTING	___	___	___	___
DRAMATICS	___	___	___	___	SCRABBLE	___	___	___	___
DRIVING	___	___	___	___	SERVICE GROUPS	___	___	___	___
DRUMS	___	___	___	___	SEWING	___	___	___	___

EXERCISE	—	—	—	—	SHUFFLEBOARD	—	—	—	—
FOOTBALL	—	—	—	—	SHOPPING	—	—	—	—
GARDENING	—	—	—	—	SINGING	—	—	—	—
GOLF	—	—	—	—	SOCIAL CLUBS	—	—	—	—
GUITAR	—	—	—	—	SOCIAL	—	—	—	—
					STUDIES	—	—	—	—
HAIRSTYLING	—	—	—	—	SOLITAIRE	—	—	—	—
HISTORY	—	—	—	—	SWIMMING	—	—	—	—
HOLIDAYS	—	—	—	—	TABLE GAMES	—	—	—	—
HOME REPAIR	—	—	—	—	TELEVISION	—	—	—	—
HORSE RIDING	—	—	—	—	TENNIS	—	—	—	—
JEWELRY	—	—	—	—	TRAVELING	—	—	—	—
MAKING	—	—	—	—					
KNITTING	—	—	—	—	UPHOLSTERY	—	—	—	—
LANGUAGES	—	—	—	—	VISITING	—	—	—	—
LAWN GAMES	—	—	—	—	VOLLEYBALL	—	—	—	—
LEATHERWORK	—	—	—	—	WOODWORKING	—	—	—	—
LECTURES	—	—	—	—	WRITING	—	—	—	—

Please list any other special interests not listed above:



# Study Habits Questionnaire

Name \_\_\_\_\_ Date \_\_\_\_\_

### Study Habits Questionnaire

Circle the mark that shows how likely you are to use each method.

Not Likely      Somewhat Likely      Very Likely

1. You are given an assignment that requires using some resource materials (dictionary, encyclopedia, atlas, almanac, etc.). How likely are you to:

ask the librarian for help				
ask the learning disability specialist for help				
ask a parent for help				
ask a friend for help				
search on your own				

2. You have a very demanding schedule—a full class load and a part-time job. How likely are you to:

aside a certain time each day set for studying				
study whenever you get the chance				
plan a study schedule each week, based on assignments				
study just on the night before tests				
study just enough to keep up				
write assignments on a calendar according to when they're due				

3. When preparing for and taking tests, how likely are you to:

wonder what will be on the test				
lose points for incomplete essay answers				
be confused by the directions				
panic before or during the test				
run out of time before completing the test				

Not Likely      Somewhat Likely      Very Likely

4. You have just started college. After buying a new textbook for a class, how likely are you to do the following before the first class begins:


page through the book and set it aside				
get started early by reading the first chapter	_____	_____	_____	_____
look through the book at study questions, glossary, chapter headings, table of contents				
set the textbook aside until the class begins	_____	_____	_____	_____

5. Some study habits are listed below. How likely are you to:

remember assignments for a specific class				
finish assignments without being reminded	_____	_____	_____	_____
set aside time from other activities to study				
finish an assignment once you've started	_____	_____	_____	_____
keep your materials together without losing them				
organize books and materials	_____	_____	_____	_____

6. In a lecture class, how likely are you to find:

you didn't take enough notes				
you have gaps in your notes	_____	_____	_____	_____
you have more notes than you need				
you can't write fast enough to keep up	_____	_____	_____	_____
you can't understand your notes when you review them				
	_____	_____	_____	_____



# **Accommodations** **Questionnaire**

Name \_\_\_\_\_ Date \_\_\_\_\_

### Accommodations Questionnaire

1. When you enter a post-secondary school, which services or accommodations might you need because of your learning disability? (Having a textbook taped is an example.)
- 

Circle the mark that shows how likely you are to use each method.

Not Likely      Somewhat Likely      Very Likely

2. When you need extra help in a class, which of these are most likely to help you:

taped lectures				
extra time on assignments				
class notes				
taped textbooks				
using a word processor				
alternative tests/assignments				
asking questions during a lecture				
joining a study group				

3. When preparing for a test or exam, which of these accommodations would be most helpful to you:

asking for extra time on the test				
asking to take the test in another room				
asking to have the test read to you				
asking for writing assistance				
asking to read your answers into a tape recorder				

4. If you have reading difficulties, which of these are most likely to help you:

asking to have textbooks taped				
asking for someone to read to you				
asking for study guides				
asking for extra time to read				
enrolling in a reading skills class				



5. If you have writing difficulties, which of these are most likely to help you:

- using a computer for word processing
- asking for proofreading help
- dictating written work to someone
- asking to give oral rather than written reports
- asking for a notetaker
- tape recording lectures


6. If you have math difficulties, which of these are most likely to help you:

- asking for extra explanations
- listing steps of a process in your notes
- setting up time to work alone with teacher
- using graph paper
- using a calculator


7. If you have trouble with organization, which of these are mostly likely to help you:

- asking for a syllabus (course schedule) ahead of time
- getting assignments ahead of time
- keeping a calendar of assignments
- breaking large assignments into parts


Tools for Transition AGS American Guidance Service, Inc., Circle Pines, Minnesota 55014-17196. Permission to reproduce this form is hereby granted by the publisher.

## **ACCOMMODATIONS CHECKLIST**

Accommodations are helpful tools to allow someone to compete, using alternative strategies. Attached are some checklists that may be beneficial in determining the types of accommodations or modifications that may be useful.

- Modifications and Supplemental Aids/Services or Supports
- Modifications
- Ideas for Adaptations and Modifications

Modifications and Supplemental Aids/Services or Supports for Student and/or School Personnel

Student Name \_\_\_\_\_

Describe accommodations/program modifications and frequency of these modifications/program modifications to be used in general and special education, including supplemental aids/services or supports for school personnel that will be provided to the student.

**Frequency**

All Areas unless otherwise specified)	English/Language Arts	Mathematics	Science	Social Studies	Health	Fine Arts	PE/Athletics	Reading	Related Services	Goal(s) #	Goal(s) #	Other:	State or district	Comments:  <b>Modifications/ Accommodations</b>	Daily	Weekly	Monthly	Other:
														1. Small group instruction				
														2. Guided to unguided instruction				
														3. Taped texts				
														4. Highlighted texts				
														5. Taping lectures				
														6. Note taking assistance				
														7. Extended time for assignment completion				
														8. Shortened assignments				
														9. Assignment notebooks				
														10. Peer tutoring				
														11. Study guides				
														12. Repeated review/drill				
														13. Preferential seating				
														14. Frequent breaks				
														15. Concrete/positive reinforcers				
														16. Special instructional/adaptive equipment				
														17. Increased verbal response time				
														18. Directions given in a variety of ways (Specify)				
														19. Alternative materials (Specify)				
														20. Adjustments for speech intelligibility/fluency				
														21. Alternative setting				
														22. Oral tests				
														23. Short answer tests				
														24. Extended time for test completion				
														25. Taped tests				
														26. Multiple test sessions				
														27. Other:				
														28. Other:				
														29. Other				
														Supports For School Personnel				
														30. Consultant service (Specify)				
														31. Specialized material (Specify)				
														32. Other:				

**Consideration of Special Factors**

**Is the student limited English proficient?** Yes No

If the answer to this question is "yes", please explain the language needs of the student as these needs relate to the student's IEP.

---

---

---

**Are there any special communication needs?** Yes No

If the answer to this question is "yes", what direct instruction will be provided in the student's mode of communication?

---

---

---

**Does the student require Braille?** Yes No

If the answer to this question is "yes", what Braille services will be provided?

---

---

---

---

---

---

---

---

**Does the student's general classroom behavior impede learning?** Yes No

If yes, what strategies are required to appropriately address this behavior, including positive behavioral interventions and supports?

---

---

---

---

---

---

---

---

Assessment   State   and/or   District-wide   (Circle the form(s) of assessment that student will take.)

- Student will be taking the assessment without accommodations and/or modifications.
- Student will be taking the assessment with the accommodations and/or modifications identified on Page 5.
- Student will not be participating in the state and/or district-wide assessment for the following reasons: (Please justify.)
- Student not required to take district or statewide assessment at this grade level.

---

---

---

---

How will this student be assessed? (Please indicate the alternative assessment method that will be used. Required.)

---

---

---

---

## MODIFICATIONS

Student Name \_\_\_\_\_ Date \_\_\_\_\_

### Content Modification

- \_\_\_\_\_ Extra time to complete assignments and projects
- \_\_\_\_\_ Directions/instructions given orally and in writing
- \_\_\_\_\_ Long-range projects broken down into short-term (small) assignments
- \_\_\_\_\_ Provide multi-sensory, hands-on instructions or activities
- \_\_\_\_\_ Modify reading assignments
  - \_\_\_\_\_ Shortened length
  - \_\_\_\_\_ Adapted reading level
  - \_\_\_\_\_ Tape summary of reading material
  
- \_\_\_\_\_ Modify math assignments
  - \_\_\_\_\_ Shorten length
  - \_\_\_\_\_ Divide assignment into steps
  - \_\_\_\_\_ Give problems on appropriate level \_\_\_\_\_
  
- \_\_\_\_\_ Modify written assignments
  - \_\_\_\_\_ Shortened length and requirements
  - \_\_\_\_\_ Grammar, spelling, punctuation errors are noted but not evaluated
  - \_\_\_\_\_ Extra time to complete written assignments
  - \_\_\_\_\_ Allow someone to write answers for the student
  - \_\_\_\_\_ Provide alternatives such as oral presentation, drawings, tape recordings, etc.
  
- \_\_\_\_\_ Other modifications
  - \_\_\_\_\_ Provide a script/notes/study guide of lectures
  - \_\_\_\_\_ Supplemental visual materials
  - \_\_\_\_\_ Minimize memory demands
  - \_\_\_\_\_ Vocabulary list prior to lesson
  - \_\_\_\_\_ Repetition of explanation; practice

### Environmental Modifications

- \_\_\_\_\_ Structures environment
- \_\_\_\_\_ Limited distractions
- \_\_\_\_\_ Consistent expectations and consequences
- \_\_\_\_\_ Preferential seating
- \_\_\_\_\_ Regular feedback and progress check
- \_\_\_\_\_ Utilize techniques to increase productivity
- \_\_\_\_\_ Other \_\_\_\_\_

CDE NEXT STEPS, Susan McAlown

**Modification in Evaluation**

- \_\_\_ Extra time to complete tests, quizzes
- \_\_\_ Tests given/taken orally or with reading assistance
- \_\_\_ Allow to use notes/study guide/textbook on tests
- \_\_\_ Daily work/participation evaluated in lieu of tests
- \_\_\_ Modify tests
- \_\_\_ Evaluate individually
- \_\_\_ Grade based on potential instead of program standards
- \_\_\_ Other \_\_\_\_\_

**Comments and Other Suggestions**

---

---

---

---

**Student Characteristics**

---

---

---

---

**Reading Level** \_\_\_\_\_

**Math Level** \_\_\_\_\_

**Spelling Level** \_\_\_\_\_

**Vocabulary Level** \_\_\_\_\_

## Ideas for Adaptations and Modifications

### Use of a Tape Recorder

---

Record on tape:

- Directions
- Stories
- Specific Lessons

Can help improve:

- Understanding of directions
- Understanding of concepts
- Reading skills

### Clarify or Simplify Written Directions

---

- Underline or highlight the significant parts of the directions.
- Rewrite the directions.

### Present Small Amounts of Work

---

- Tear pages from workbook
- Reduce the amount of work by requesting only certain problems. (i.e. odd problems, problems with a star by them.)
- Provide responses to several items and ask the student to complete the rest.

### Highlight Essential Information

---

If a student can read a regular textbook but has difficulty finding the essential information use a highlight pen on this information.

### Change Response Mode

---

Allow student to:

- Underline answers
- Select from multiple choice
- Sort
- Mark
- Extra space for answers
- Use an individual chalkboard

### Written Assignments

---

- ✓ Substitute an oral report or other alternative assignment for written assignment
- ✓ Tape record reports or assignments
- ✓ Dictate assignments
- ✓ Shorten assignments
- ✓ Allow extra time to complete written assignments
- ✓ Write directions in a different color
- ✓ Use framed outlines for note taking
- ✓ Arrange for students to work as partners to develop stories for writing assignments
- ✓ Use of color coding for-spelling
- ✓ Permit students to use pictures and diagrams as part of their written products



## **Reading**

---

- ✓ Use taped books
- ✓ Use material at student reading level
- ✓ Highlight text
- ✓ Substitute study guide or outline for text
- ✓ Shorten reading assignment
- ✓ Read text to student
- ✓ Allow extra reading time
- ✓ Omit more difficult reading assignments
- ✓ Pre-Teach vocabulary
- ✓ Use only legible, well-spaced photocopies
- ✓ Don't ask student to read aloud
- ✓ Use assisted or choral reading

## **Math**

---

- ✓ Use graph paper
- ✓ Highlight key words in directions
- ✓ Use of consistent math terms
- ✓ Group problems of same process
- ✓ Copy problems for student
- ✓ Box or circle each problem
- ✓ Read story problems to student
- ✓ Use of a calculator
- ✓ Number line, counters or computation charts
- ✓ Use of multiplication tables
- ✓ Shorten assignments
- ✓ Use of manipulatives
- ✓ Provide additional practice
- ✓ Review key concepts frequently

## **Study Skills**

---

- ✓ Reduced quantity of material to be memorized
- ✓ Use of flash cards
- ✓ Use of mnemonic devices (i.e. FIRST LISTS)
- ✓ Develop a system for organizing papers
- ✓ Assignment notebook with checking system
- ✓ Use peer proofing
- ✓ Break long term assignments into steps
- ✓ Use of Triangular Review, Tiny Teach
- ✓ Allow a friend to use carbon paper to take notes
- ✓ Set up study group

## **Technology**

---

- ✓ Colored overlays
- ✓ Screen color / adaptations
- ✓ Closed circuit television
- ✓ Screen magnifier
- ✓ Screen enlarging software
- ✓ Talking dictionary, word processor, calculator
- ✓ Screen reading system
- ✓ Electronic note taker
- ✓ Computer with voice dictation

## **Test Taking**


---

- ✓ Provide study guide
- ✓ Read test to student
- ✓ Use simple wording and format for test questions
- ✓ Allow project versus an exam
- ✓ Test review with teacher, tutor, etc.
- ✓ Dictated responses on essay tests
- ✓ Flexible time limit for tests
- ✓ Test smaller units of study at a time
- ✓ Allow open-book / open-note tests

### **For adapting the curriculum for students with disabilities, the following should be considered:**

- ☆ Goals and objectives should reflect chronologically age-appropriate skills and activities;
- ☆ Consider student learning styles, appropriate material, and equipment adaptations; and
- ☆ Modifications or adaptations **MUST BE RELATED** to the curriculum being taught to ALL students.

South Dakota Statewide Systems Change/Deaf-Blind Project



# **Self Advocacy** **Questionnaire**

Name \_\_\_\_\_ Date \_\_\_\_\_

### Self-Advocacy Questionnaire

Never      Sometimes      Whenever  
I need it

1. How often do you ask for help from a teacher?    |    |    |    |    |    |

2. Imagine that you are going to seek assistance in college because of your learning disability. You need to prove that you have a learning disability. What materials would you bring to the meeting?

---

---

3. When you enter college or a technical or vocational school, who will you ask for help?

---

Not      Somewhat      Very  
Likely    Likely    Likely    Likely

4. When you need help, which of these are likely to be difficult for you?

taking the initiative and asking for help				
making your needs clearly understood				
asking in a positive way				
knowing what help you need and asking for it specifically				

5. When you enter post-secondary school, when are you most likely to identify yourself as learning disabled to the appropriate people?

before school starts				
during the first week				
after you get used to school				
after you find out you need help				
never, you don't want people to know you have a learning disability				
only if you really need the help to pass				

Not Likely      Somewhat Likely      Very Likely

6. Imagine that you're already in college or technical or vocational school and aren't sure you can cope with your classes. Would you:

get the textbook early and read it or have it taped

--	--	--	--

get a vocabulary list and learn the words  
find out what special help is available on campus

--	--	--	--

ask the learning disability specialist to write letters to your instructors

--	--	--	--

ask for a change in graduation requirements, such as being excused from taking a foreign language

--	--	--	--

--	--	--	--

7. You are having trouble understanding what is expected on a class assignment. Who are you most likely to ask for help?

parent

--	--	--	--

friend or classmate

--	--	--	--

teacher of the class

--	--	--	--

learning disability specialist

--	--	--	--

you'd figure it out on your own, without asking

--	--	--	--

--	--	--	--

8. When you need help from a teacher, how would you feel:

embarrassed to have anyone know you need special attention

--	--	--	--

frustrated with the teacher and with yourself


--	--	--	--

confused about just what sort of help to ask for

--	--	--	--

comfortable about asking the teacher for help

--	--	--	--



# ***Transfer functional skills***

Competencies to pursue:

Supported Employment

Vocational Training

Four Year College

Competitive Employment

Student: \_\_\_\_\_ Date Completed: \_\_\_\_\_  
School: \_\_\_\_\_ Grade: \_\_\_\_\_  
Completed By: \_\_\_\_\_

Please complete using the following code:

- + to indicate mastery of skill listed
- to indicate an area which requires instruction
- V to indicate that one or more verbal prompts are needed
- A to indicate that advocacy is needed
- \* to indicate that assistive technology is needed

### **SUPPORTED EMPLOYMENT**

SELF-DETERMINATION Competencies needed to understand one's abilities, needs and rights. Although the individual may not be able to act as his/her own advocate, family and professionals may assume that role.

- \_\_\_\_\_ 1. Knows where to get assistance when needed
- \_\_\_\_\_ 2. Asks for assistance when needed
- \_\_\_\_\_ 3. Can explain own disability
- \_\_\_\_\_ 4. Can accept disability
- \_\_\_\_\_ 5. Can describe successful coping behaviors
- \_\_\_\_\_ 6. Takes responsibility for appointments during school
- \_\_\_\_\_ 7. Takes responsibility for appointments outside school
- \_\_\_\_\_ 8. Demonstrates ability to act as own advocate
- \_\_\_\_\_ 9. Understands need for goals
- \_\_\_\_\_ 10. Looks at alternatives
- \_\_\_\_\_ 11. Anticipates consequences
- \_\_\_\_\_ 12. Knows where to find good advice
- \_\_\_\_\_ 13. Is self-accepting
- \_\_\_\_\_ 14. Identifies and requests appropriate accommodations

ACADEMIC AND LIFELONG LEARNING: Academic and functional competencies needed to pursue and benefit from future educational and learning opportunities.

Communicates Adequately with Others

- \_\_\_\_\_ 1. Speaks at a level needed for projected adult living and work environments
- \_\_\_\_\_ 2. Understands communications necessary to complete a task
- \_\_\_\_\_ 3. Reads at a level needed for projected adult living and work environments
- \_\_\_\_\_ 4. Writes at a level needed for projected adult living and work environments
- \_\_\_\_\_ 5. Possesses math skills needed for projected adult living and work environments
- \_\_\_\_\_ 6. Uses a calculator accurately to compute basic math problems
- \_\_\_\_\_ 7. Makes local telephone calls

- \_\_\_\_\_ 8. Responds appropriately to incoming telephone calls
- \_\_\_\_\_ 9. Uses a pay telephone
- \_\_\_\_\_ 10. Accurately uses TDD or Relay South Dakota (hearing impaired students only)

#### Lifelong Learning

- \_\_\_\_\_ 1. Follows a problem solving strategy
- \_\_\_\_\_ 2. Makes choices
- \_\_\_\_\_ 3. Understands cause/effect relationship
- \_\_\_\_\_ 4. Discriminates size, shapes, and colors
- \_\_\_\_\_ 5. Follows sequence of steps
- \_\_\_\_\_ 6. Identifies community resources
- \_\_\_\_\_ 7. Attends during instruction
- \_\_\_\_\_ 8. Follows verbal directions
- \_\_\_\_\_ 9. Follows written directions
- \_\_\_\_\_ 10. Remains on-task
- \_\_\_\_\_ 11. Is able to verbalize understanding of instructions given
- \_\_\_\_\_ 12. Ignores distractions

DAILY LIVING: Academic and functional competencies needed to live independently as possible and desired.

#### Housekeeping

- \_\_\_\_\_ 1. Selects adequate housing
- \_\_\_\_\_ 2. Maintains a comfortable room temperature
- \_\_\_\_\_ 3. Gathers housekeeping supplies
- \_\_\_\_\_ 4. Strips and makes beds
- \_\_\_\_\_ 5. Recognizes when specific things need cleaning
- \_\_\_\_\_ 6. Cleans bathroom fixtures
- \_\_\_\_\_ 7. Cleans floors
- \_\_\_\_\_ 8. Collects and disposes of trash
- \_\_\_\_\_ 9. Vacuums carpet
- \_\_\_\_\_ 10. Dusts furniture
- \_\_\_\_\_ 11. Performs dishwashing tasks
- \_\_\_\_\_ 12. Cleans refrigerator and freezer

#### Food Preparation

- \_\_\_\_\_ 1. Sets and clears table
- \_\_\_\_\_ 2. Follows simple recipes
- \_\_\_\_\_ 3. Plans nutritious meals
- \_\_\_\_\_ 4. Makes purchases from a grocery store
- \_\_\_\_\_ 5. Stores food properly
- \_\_\_\_\_ 6. Prepares food from packages
- \_\_\_\_\_ 7. Operates small appliances
- \_\_\_\_\_ 8. Operates a microwave oven



\_\_\_\_\_ 9. Operates a conventional oven/stove

#### Clothing Care

- \_\_\_\_\_ 1. Sorts laundry according to care label
- \_\_\_\_\_ 2. Load/unloads washer/dryer
- \_\_\_\_\_ 3. Chooses and measures detergent
- \_\_\_\_\_ 4. Starts washer/dryer
- \_\_\_\_\_ 5. Folds laundry
- \_\_\_\_\_ 6. Puts away folded laundry
- \_\_\_\_\_ 7. Recognizes when clothing repair is necessary
- \_\_\_\_\_ 8. Performs simple mending

#### Manage Clothing

- \_\_\_\_\_ 1. Puts possessions in designated place (i.e. locker)
- \_\_\_\_\_ 2. Adjusts own clothing
- \_\_\_\_\_ 3. Identifies own clothing
- \_\_\_\_\_ 4. Keeps track of personal items
- \_\_\_\_\_ 5. Chooses clothing appropriate to environment
- \_\_\_\_\_ 6. Shops for and chooses own clothing
- \_\_\_\_\_ 7. Utilizes comparison shopping techniques
- \_\_\_\_\_ 8. Chooses and wears clothing appropriate in size, color, pattern and style

HEALTH AND PHYSICAL CARE: Academic and functional competencies needed to maintain the full range of physical, emotional, and mental well-being of an individual.

#### Exhibits Proper Grooming and Hygiene

- \_\_\_\_\_ Maintains a clean body
  - \_\_\_\_\_ a. Consistently washes using soap
  - \_\_\_\_\_ b. Consistently uses deodorant
- \_\_\_\_\_ 1. Maintains a neat appearance
- \_\_\_\_\_ 2. Locates public restroom
- \_\_\_\_\_ 3. Has own grooming supplies available
- \_\_\_\_\_ 4. Initiates use of tissue
- \_\_\_\_\_ 5. Practices good oral hygiene

#### Manages Meals Away From Home

- \_\_\_\_\_ Uses cafeteria or restaurant independently
- \_\_\_\_\_ Reads and chooses from menu
- \_\_\_\_\_ Orders meal According to available funds
- \_\_\_\_\_ Pays for meal, including tip

#### Manages Personal Health Needs

- \_\_\_\_\_ 1. Practices preventive health care

- \_\_\_\_\_ 2. Treats minor illnesses
- \_\_\_\_\_ 3. Determines temperature by reading thermometer
- \_\_\_\_\_ 4. Recognizes emergency situations
- \_\_\_\_\_ 5. Implements emergency procedures
- \_\_\_\_\_ 6. Knows when and how to seek medical advice
- \_\_\_\_\_ 7. Takes prescription and non-prescription medicines appropriately

LEISURE: Academic and functional competencies, interests and self-expression of the individual that can lead to enjoyable and constructive use of leisure time.

- \_\_\_\_\_ 1. Participates in age-appropriate individual activities
- \_\_\_\_\_ 2. Participates in simple interactive games
- \_\_\_\_\_ 3. Demonstrates cooperative skills
- \_\_\_\_\_ 4. Chooses appropriate free time activity
- \_\_\_\_\_ 5. Initiates involvement in recreation/leisure activities
- \_\_\_\_\_ 6. Plans and attends activities outside the home
- \_\_\_\_\_ 7. Entertains friends and others at home

MOBILITY: Academic and functional competencies needed to interact and travel within and outside of the community.

- \_\_\_\_\_ 1. Demonstrates knowledge of traffic rules
- \_\_\_\_\_ 2. Demonstrates knowledge of safety practices
- \_\_\_\_\_ 3. Reads and interprets public transportation schedules
- \_\_\_\_\_ 4. Demonstrates appropriate behavior needed for use of public transportation
- \_\_\_\_\_ 5. Is able to locate and get to relevant community resources
- \_\_\_\_\_ 6. Has a means of transportation for accessing community environments

MONEY -MANAGEMENT: Academic and functional competencies such as budgeting, balancing a checkbook, and insurance planning.

- \_\_\_\_\_ 1. Identifies money and makes correct change
- \_\_\_\_\_ 2. Plans and uses a simple budget
- \_\_\_\_\_ 3. Utilizes comparison shopping techniques
- \_\_\_\_\_ 4. Pays bills on time
- \_\_\_\_\_ 5. Maintains a checking account
- \_\_\_\_\_ 6. Maintains a savings account
- \_\_\_\_\_ 7. Keeps basic financial records
  - \_\_\_\_\_ a. health
  - \_\_\_\_\_ b. auto
  - \_\_\_\_\_ c. personal property
  - \_\_\_\_\_ d. life
  - \_\_\_\_\_ e. disability
- \_\_\_\_\_ 8. Files personal income tax

**SOCIAL:** Competencies needed to participate and interact in a variety of settings in society.

**Personal Interaction With Others**

- \_\_\_\_\_ 1. Speaks in appropriate tone of voice
- \_\_\_\_\_ 2. Makes eye contact
- \_\_\_\_\_ 3. Deals with anger appropriately
- \_\_\_\_\_ 4. Accepts responsibility for actions
- \_\_\_\_\_ 5. Is able to delay gratification
- \_\_\_\_\_ 6. Dresses appropriately for occasion
- \_\_\_\_\_ 7. Expresses affection appropriately
- \_\_\_\_\_ 8. States disagreement appropriately
- \_\_\_\_\_ 9. Compromises when needed
- \_\_\_\_\_ 10. Is honest
- \_\_\_\_\_ 11. Respects the property of others

**Initiates Interaction With Others**

- \_\_\_\_\_ 1. Initiates conversation appropriately
- \_\_\_\_\_ 2. Greets others appropriately
- \_\_\_\_\_ 3. Seeks attention appropriately
- \_\_\_\_\_ 4. Disagrees appropriately
- \_\_\_\_\_ 5. Initiates apology as needed
- \_\_\_\_\_ 6. Introduces self to others

**Responds to Social Contacts**

- \_\_\_\_\_ 1. Respects "personal space" of others
- \_\_\_\_\_ 2. Avoids inappropriate gestures
- \_\_\_\_\_ 3. Takes turns in conversation
- \_\_\_\_\_ 4. Responds appropriately to teasing
- \_\_\_\_\_ 5. Manages frustration appropriately
- \_\_\_\_\_ 6. Responds appropriately to feedback
- \_\_\_\_\_ 7. Recognizes informal social rules
- \_\_\_\_\_ 8. Participates in group activities
- \_\_\_\_\_ 9. Resists peer pressure
- \_\_\_\_\_ 10. Makes refusals appropriately
- \_\_\_\_\_ 11. Accepts "no" for an answer
- \_\_\_\_\_ 12. Responds appropriately to an angry person

**WORKPLACE READINESS:** Academic and functional competencies and basic work behavior, such as endurance and working continuously, responding appropriately to instructions, ability to work under pressure. Knowledge of occupational alternatives and self-awareness of needs, preferences and abilities related to occupational alternatives.

**Exhibits Appropriate Work Habits and Behaviors**

- \_\_\_\_\_ 1. Displays acceptable attendance

- \_\_\_\_\_ 2. Displays acceptable punctuality
- \_\_\_\_\_ 3. Checks in with supervisor
- \_\_\_\_\_ 4. Responds appropriately to criticism
- \_\_\_\_\_ 5. Works without complaining
- \_\_\_\_\_ 6. Maintains productivity with change in routine
- \_\_\_\_\_ 7. Listens to and follows instructions
- \_\_\_\_\_ 8. Remembers instructions from day to day
- \_\_\_\_\_ 9. Pays attention to work
- \_\_\_\_\_ 10. Displays initiative
- \_\_\_\_\_ 11. Seeks help when needed and waits for assistance
- \_\_\_\_\_ 12. Continues working in spite of difficulties
- \_\_\_\_\_ 13. Organizes work efficiently
- \_\_\_\_\_ 14. Follows safety procedures
- \_\_\_\_\_ 15. Follows work schedule
- \_\_\_\_\_ 16. Records time worked
- \_\_\_\_\_ 17. Maintains work productivity with reduced supervisor contacts
- \_\_\_\_\_ 18. Independently awakens each day in time to meet appointments/  
maintain schedule
- \_\_\_\_\_ 19. Demonstrates balance and coordination necessary for lifting,  
carrying, etc.
- \_\_\_\_\_ 20. Demonstrates manual dexterity necessary for grasping, stacking,  
turning, unwrapping, transferring, etc.
- \_\_\_\_\_ 21. Demonstrates stamina and endurance required to work at a job  
\_\_\_\_\_ hours
- \_\_\_\_\_ 22. Identifies occupational aptitudes
- \_\_\_\_\_ 23. Identifies occupational interests
- \_\_\_\_\_ 24. Identifies requirements of available jobs
- \_\_\_\_\_ 25. Makes realistic occupational choices
- \_\_\_\_\_ 26. Recognizes and uses break time appropriately

OCCUPATIONALLY SPECIFIC SKILLS: Academic and functional competencies that would be needed in specific occupations or clusters of occupations.

- \_\_\_\_\_ 1. Demonstrate ability to learn job specific skills
- \_\_\_\_\_ 2. Demonstrates ability to maintain employment in the community
- \_\_\_\_\_ 3. Improves quality of work with experience
- \_\_\_\_\_ 4. Improves quantity of work with experience
- \_\_\_\_\_ 5. Does more work than assigned

Student: \_\_\_\_\_ Date Completed: \_\_\_\_\_  
School: \_\_\_\_\_ Grade: \_\_\_\_\_  
Completed By: \_\_\_\_\_

Please complete using the following code:

- + to indicate mastery of skill listed
- to indicate an area which requires instruction
- \* to indicate that assistive technology is needed



## VOCATIONAL TRAINING

SELF-DETERMINATION: Refers to the individual's ability to act as his or her own advocate.

- \_\_\_\_\_ 1. Knows where to get assistance when needed
- \_\_\_\_\_ 2. Asks for assistance when needed
- \_\_\_\_\_ 3. Can explain own disability
- \_\_\_\_\_ 4. Can accept disability
- \_\_\_\_\_ 5. Can describe successful coping behaviors
- \_\_\_\_\_ 6. Takes responsibility for appointments during school
- \_\_\_\_\_ 7. Takes responsibility for appointments outside school
- \_\_\_\_\_ 8. Demonstrates ability to act as own advocate
- \_\_\_\_\_ 9. Understands need for goals
- \_\_\_\_\_ 10. Looks at alternatives
- \_\_\_\_\_ 11. Anticipates consequences
- \_\_\_\_\_ 12. Knows where to find good advice
- \_\_\_\_\_ 13. Sets immediate goals
- \_\_\_\_\_ 14. Sets long-term goals
- \_\_\_\_\_ 15. Is self-accepting
- \_\_\_\_\_ 16. Identifies and requests appropriate accommodations
- \_\_\_\_\_ 17. Is familiar with ADA and education/employment rights

ACADEMIC AND LIFELONG LEARNING: Competencies needed for future education.

### English Skills

- \_\_\_\_\_ 1. Has reading skills that are adequate for college program selected
- \_\_\_\_\_ 2. Uses dictionary
- \_\_\_\_\_ 3. Demonstrates basic grammar, punctuation, and spelling skills
- \_\_\_\_\_ 4. Can develop sentences into paragraph
- \_\_\_\_\_ 5. Can develop outline
- \_\_\_\_\_ 6. Writes about own experiences
- \_\_\_\_\_ 7. Demonstrates adequate keyboarding skills OR is willing to hire papers typed
- \_\_\_\_\_ 8. Knows how to use word processor
- \_\_\_\_\_ 9. Makes local telephone calls
- \_\_\_\_\_ 10. Responds appropriately to incoming telephone calls

- \_\_\_\_\_ 11. Uses a pay telephone
- \_\_\_\_\_ 12. Accurately records telephone messages

#### Mathematic Skills

- \_\_\_\_\_ 1. Use a calculator accurately
- \_\_\_\_\_ 2. Computes without calculator
  - \_\_\_ a. addition
  - \_\_\_ b. subtraction
  - \_\_\_ c. multiplication (without using times table)
  - \_\_\_ d. division (without using division table)
  - \_\_\_ e. all decimal operations
  - \_\_\_ f. all fraction operations
  - \_\_\_ g. positive-negative numbers
  - \_\_\_ h. measurements
  - \_\_\_ i. percentages
  - \_\_\_ j. averages
  - \_\_\_ k. algebra
  - \_\_\_ l. geometry

#### Science Skills

- \_\_\_\_\_ 1. Has background adequate for selected vocational program

#### Social Studies

- \_\_\_\_\_ 1. Has background adequate for selected vocational program
- \_\_\_\_\_ 2. Is aware of current events
- \_\_\_\_\_ 3. Reads newspaper to gain information

#### Study Skills

- \_\_\_\_\_ 1. Sets realistic goals
- \_\_\_\_\_ 2. Practices time management
- \_\_\_\_\_ 3. Uses personal planner
- \_\_\_\_\_ 4. Is prompt
- \_\_\_\_\_ 5. Has necessary supplies and equipment
- \_\_\_\_\_ 6. Utilizes various resources (text, study guides, handouts, etc.) when preparing for tests
- \_\_\_\_\_ 7. Summarizes written or verbal information
- \_\_\_\_\_ 8. Uses self-management strategies to complete assignments
- \_\_\_\_\_ 9. Completes assigned work by deadlines
- \_\_\_\_\_ 10. Takes notes
- \_\_\_\_\_ 11. Underlines and highlights text and/or handouts appropriately

#### Test Taking

- \_\_\_\_\_ 1. Independently prepares for tests
- \_\_\_\_\_ 2. Can manage test anxiety
- \_\_\_\_\_ 3. Brings needed supplies
- \_\_\_\_\_ 4. Knows day, time and location of test

- \_\_\_\_\_ 5. Knows format of test and skills needed to pass test
- \_\_\_\_\_ 6. Knows what topics the test will cover

#### Lifelong Learning

- \_\_\_\_\_ 1. Identifies community resources
- \_\_\_\_\_ 2. Possesses critical and creative thinking skills
- \_\_\_\_\_ 3. Obtains and analyzes data and information
- \_\_\_\_\_ 4. Follows problem solving strategy
- \_\_\_\_\_ 5. Makes decisions
- \_\_\_\_\_ 6. Evaluates consequences and outcomes
- \_\_\_\_\_ 7. Obtains internal and external feedback
- \_\_\_\_\_ 8. Is self-motivated
- \_\_\_\_\_ 9. Demonstrates initiative, perseverance, determination, responsibility, accountability and flexibility
- \_\_\_\_\_ 10. Attends during instruction
- \_\_\_\_\_ 11. Follows verbal directions
- \_\_\_\_\_ 12. Follows written directions
- \_\_\_\_\_ 13. Remains on-task
- \_\_\_\_\_ 14. Able to verbalize instructions given
- \_\_\_\_\_ 15. Ignores distractions

#### DAILY LIVING: Academic and functional competencies needed to live independently

##### Selects, Manages & Maintains a Home

- \_\_\_\_\_ 1. Selects adequate housing

##### Buys & Prepares Food

- \_\_\_\_\_ Plans balanced meals
- \_\_\_\_\_ Purchases food
- \_\_\_\_\_ Prepares meals
- \_\_\_\_\_ Cleans food preparation areas
- \_\_\_\_\_ Stores food

##### Buys and Cares for Clothing

- \_\_\_\_\_ Washes clothing or chooses appropriate alternatives
- \_\_\_\_\_ Irons and stores clothing
- \_\_\_\_\_ Performs simple mending
- \_\_\_\_\_ Purchases clothing

#### HEALTH AND PHYSICAL CARE: Academic and functional competencies needed to maintain the full range of physical, emotional, and mental well-being of an individual.

##### Cares for Personal Needs

- \_\_\_\_\_ 1. Demonstrates knowledge of physical fitness, nutrition & weight control
- \_\_\_\_\_ 2. Demonstrates knowledge of common illness prevention and treatment

\_\_\_\_\_ 3. Demonstrates adequate personal hygiene

#### Emergencies

- \_\_\_\_\_ 1. Recognizes emergency situations
- \_\_\_\_\_ 2. Knows what to do in an emergency
- \_\_\_\_\_ 3. Selects health care professionals

LEISURE: Academic and functional competencies, interest and self-expression of an individual.

#### Utilizes Recreation and Leisure

- \_\_\_\_\_ 1. Knows activities and available community resources
- \_\_\_\_\_ 2. Uses recreational facilities in the community
- \_\_\_\_\_ 3. Plans and chooses activities wisely

MOBILITY: Academic and functional competencies needed to interact and travel.

- \_\_\_\_\_ 1. Demonstrates knowledge of traffic rules & safety practices
- \_\_\_\_\_ 2. Drives a car
- \_\_\_\_\_ 3. Demonstrates ability to read and interpret public transportation schedules

MONEY MANAGEMENT: Academic and functional competencies such as budgeting, balancing a checkbook, and insurance planning.

#### Manages Family Finances

- \_\_\_\_\_ 1. Identifies money and make correct change
- \_\_\_\_\_ 2. Plans, uses and adjusts a budget
- \_\_\_\_\_ 3. Utilizes comparison shopping
- \_\_\_\_\_ 4. Obtains and uses bank and credit facilities
- \_\_\_\_\_ 5. Keeps basic financial records
- \_\_\_\_\_ 6. Files personal income tax
- \_\_\_\_\_ 7. Understands basic contracts

#### Insurance Planning

- 1. Identifies resources for insurance
  - \_\_\_ a. health
  - \_\_\_ b. auto
  - \_\_\_ c. personal property
  - \_\_\_ d. life
  - \_\_\_ e. disability
- 2. Utilizes comparison shopping techniques for insurance
  - \_\_\_ a. health
  - \_\_\_ b. auto
  - \_\_\_ c. personal property
  - \_\_\_ d. life
  - \_\_\_ e. disability



**SOCIAL:** Competencies needed to participate and interact in a variety of settings in society.

**Personal Interaction With Others**

- \_\_\_\_\_ 1. Speaks in appropriate tone of voice
- \_\_\_\_\_ 2. Makes eye contact
- \_\_\_\_\_ 3. Deals with anger appropriately
- \_\_\_\_\_ 4. Accepts responsibility for actions
- \_\_\_\_\_ 5. Is able to delay gratification
- \_\_\_\_\_ 6. Dresses appropriately for occasion
- \_\_\_\_\_ 7. Expresses affection appropriately
- \_\_\_\_\_ 8. States disagreement appropriately
- \_\_\_\_\_ 9. Compromises when needed
- \_\_\_\_\_ 10. Is honest
- \_\_\_\_\_ 11. Respects the property of others

**Initiates Interaction With Others**

- \_\_\_\_\_ 1. Initiates conversation appropriately
- \_\_\_\_\_ 2. Greets others appropriately
- \_\_\_\_\_ 3. Seeks attention appropriately
- \_\_\_\_\_ 4. Disagrees appropriately
- \_\_\_\_\_ 5. Initiates apology as needed
- \_\_\_\_\_ 6. Introduces self to others

**Responses to Social Contacts**

- \_\_\_\_\_ 1. Respects "personal space" of others
- \_\_\_\_\_ 2. Avoids inappropriate gestures
- \_\_\_\_\_ 3. Takes turns in conversation
- \_\_\_\_\_ 4. Responds appropriately to teasing
- \_\_\_\_\_ 5. Manages frustration appropriately
- \_\_\_\_\_ 6. Responds appropriately to feedback
- \_\_\_\_\_ 7. Recognizes informal social rules
- \_\_\_\_\_ 8. Participates in group activities
- \_\_\_\_\_ 9. Resists peer pressure
- \_\_\_\_\_ 10. Makes refusals appropriately
- \_\_\_\_\_ 11. Accepts "no" for an answer
- \_\_\_\_\_ 12. Responds appropriately to an angry person

**WORKPLACE READINESS:** Academic and functional competencies and basic work behaviors.

**Exhibits Appropriate Work Habits and Behaviors**

- \_\_\_\_\_ 1. Follows directions
- \_\_\_\_\_ 2. Exhibits collaborative work skills

- \_\_\_\_\_ 3. Works at a satisfactory rate
- \_\_\_\_\_ 4. Accepts supervision
- \_\_\_\_\_ 5. Displays acceptable attendance
- \_\_\_\_\_ 6. Is punctual
- \_\_\_\_\_ 7. Produces quality work
- \_\_\_\_\_ 8. Demonstrates occupational safety
- \_\_\_\_\_ 9. Works independently
- \_\_\_\_\_ 10. Demonstrates responsibility
- \_\_\_\_\_ 11. Demonstrates dependability
- \_\_\_\_\_ 12. Independently awakens each day in time to meet appointments/maintain schedule

#### Knows & Explores Occupational Possibilities

- \_\_\_\_\_ 1. Identifies personal values met through work
- \_\_\_\_\_ 2. Identifies social values met through work
- \_\_\_\_\_ 3. Identifies financial value of work
- \_\_\_\_\_ 4. Is familiar with job clusters
- \_\_\_\_\_ 5. Identifies job opportunities available locally
- \_\_\_\_\_ 6. Identifies sources of job information

#### Selects & Plans Occupational Choices

- \_\_\_\_\_ 1. Identifies occupational interests
- \_\_\_\_\_ 2. Identifies occupational aptitudes
- \_\_\_\_\_ 3. Identifies requirements of appropriate and available jobs
- \_\_\_\_\_ 4. Make realistic occupational choices

#### Exhibits Adequate Physical-Manual Skills

- \_\_\_\_\_ 1. Demonstrates balance and coordination
- \_\_\_\_\_ 2. Demonstrates manual dexterity
- \_\_\_\_\_ 3. Demonstrates stamina & endurance
- \_\_\_\_\_ 4. Demonstrates sensory discrimination

**OCCUPATIONALLY SPECIFIC SKILLS:** Academic and functional competencies that would be needed in specific occupations or clusters of occupations.

#### Obtains a Specific Occupational Skill

- \_\_\_\_\_ 1. Is cognizant of job specific skills required for career choice
- \_\_\_\_\_ 2. Completes vocational courses with accommodations as needed
- \_\_\_\_\_ 3. Selects and enrolls in a post-secondary vocational training program

Adapted from materials developed by Western Hills Area Education Agency, Sioux City, Iowa.



# VOCATIONAL EVALUATION

STUDENT: \_\_\_\_\_

                    Last Name      First      Sex      Grade      School  
DP# \_\_\_\_\_      Date of Birth \_\_\_\_\_      Age \_\_\_\_\_

Parent/Guardian: \_\_\_\_\_ Address: \_\_\_\_\_

Evaluator: \_\_\_\_\_

Date \_\_\_\_\_

DIRECTIONS: 1. Check appropriate column indicating student Proficiency Level for related behaviors.

1 - LOW    2 - MEDIUM    3 - HIGH

## WORK RELATED BEHAVIORS

### Social Behaviors

Rating

- 1. Handles stress and frustration. \_\_\_\_\_
- 2. Handles failure. \_\_\_\_\_
- 3. Admits mistakes. \_\_\_\_\_
- 4. Accepts praise. \_\_\_\_\_
- 5. Makes eye contact. \_\_\_\_\_
- 6. Has neutral or pleasant facial expression. \_\_\_\_\_
- 7. Respects the feelings of others. \_\_\_\_\_
- 8. Responds to friendly gestures/smiles. \_\_\_\_\_
- 9. Refrains from unnecessary social interaction. \_\_\_\_\_
- 10. Sets personal goals. \_\_\_\_\_

### Communication

- 1. Participates in social conversation. \_\_\_\_\_
- 2. Expresses personal needs. \_\_\_\_\_
- 3. Initiates and ends conversations. \_\_\_\_\_
- 4. Interrupts appropriately. \_\_\_\_\_
- 5. Listens and pays attention. \_\_\_\_\_
- 6. Takes part in group activities. \_\_\_\_\_
- 7. Respects rights and privacy of others. \_\_\_\_\_
- 8. Asks for help at appropriate times. \_\_\_\_\_
- 9. Asks for clarification of instructions. \_\_\_\_\_
- 10. Communicates adequately. \_\_\_\_\_

### Appearance

1. Maintains clean appearance. \_\_\_\_\_
2. Maintains good hygiene. \_\_\_\_\_
3. Maintains good posture. \_\_\_\_\_
4. Dresses appropriately for the job. \_\_\_\_\_
5. Is cheerful and has a sense of humor. \_\_\_\_\_

Job Performance

1. Follows adult directions. \_\_\_\_\_
2. Accepts adult criticism. \_\_\_\_\_
3. Follows general rules and regulations. \_\_\_\_\_
4. Follows a schedule. \_\_\_\_\_
5. Maintains good attendance. \_\_\_\_\_
6. Attends to job task consistently. \_\_\_\_\_
7. Completes tasks independently. \_\_\_\_\_
8. Completes tasks accurately. \_\_\_\_\_
9. Observes safety rules. \_\_\_\_\_
10. Keeps work area neat. \_\_\_\_\_
11. Returns supplies to proper area. \_\_\_\_\_
12. Initiates new tasks. \_\_\_\_\_
13. Works at appropriate rate. \_\_\_\_\_
14. Works well with co-workers. \_\_\_\_\_
15. Asks for help when needed. \_\_\_\_\_

**INTEREST INVENTORY**

Vocational Attitudes

1. Shows a desire to do specific jobs. \_\_\_\_\_
2. Knows what to look for in a job (e.g., duties, salary, hours, location). \_\_\_\_\_
3. Communicates about the best place to work (e.g., indoors or outdoors, large or small business). \_\_\_\_\_
4. Knows which jobs he/she does best. \_\_\_\_\_
5. Is willing to try different jobs. \_\_\_\_\_
6. Can identify jobs he/she is not willing to do. \_\_\_\_\_
7. Can identify training needed for specific jobs. \_\_\_\_\_
8. Is aware of own limitations which limit types of jobs. \_\_\_\_\_
9. Can identify jobs which are too hard to learn to do. \_\_\_\_\_
10. Is aware of health problems which limit his/her ability to do specific jobs. \_\_\_\_\_

TOTAL \_\_\_\_\_

**RATING:** Low: 50-83 Medium: 84-117 High: 118-150

Comments:



## Functional Skills Inventory

Name of person being rated \_\_\_\_\_

Rater \_\_\_\_\_

Date \_\_\_\_\_ Phone \_\_\_\_\_

### Independence

1. Will need parental support to arrange and complete interviews with VR counselor.      yes \_\_\_ no \_\_\_
2. Follows a schedule if someone else prepares it.      yes \_\_\_ no \_\_\_
3. Prepares and follows own schedule.      yes \_\_\_ no \_\_\_
4. Can tell time to the minute.      yes \_\_\_ no \_\_\_
5. Meets new people easily. If "no," please explain:      yes \_\_\_ no \_\_\_

\_\_\_\_\_  
\_\_\_\_\_

6. Accurately states his or her:
  - Social Security number      yes \_\_\_ no \_\_\_
  - Phone number      yes \_\_\_ no \_\_\_
  - Complete mailing address      yes \_\_\_ no \_\_\_

### Reading

7. Can read, understand, and interpret a single-sentence statement or question.      yes \_\_\_ no \_\_\_
8. Can read, understand, and interpret a paragraph-length statement or question.      yes \_\_\_ no \_\_\_
9. Can read, understand, and carry out instructions that are:
  - Typed      yes \_\_\_ no \_\_\_
  - Handwritten      yes \_\_\_ no \_\_\_
  - In paragraph form      yes \_\_\_ no \_\_\_
10. Can read and understand a job application.      yes \_\_\_ no \_\_\_
11. Can read and understand newspaper articles.      yes \_\_\_ no \_\_\_
12. Summarize this individual's reading skills. Be specific in relation to the individual's career goals and expected achievement in post-secondary education and/or job performance.      yes \_\_\_ no \_\_\_

\_\_\_\_\_  
\_\_\_\_\_  
\_\_\_\_\_

Figure 13.2. Functional Skills Inventory. (From Wisconsin Division of Vocational Rehabilitation Counselors, Wisconsin Association of Children and Adults With Learning Disabilities, and Vocational Studies Center. Best practices: *Successful vocational rehabilitation of persons with learning disabilities* [pp. 133-138]. Madison: University of Wisconsin-Madison; reprinted by permission.)





40. Learns and follows safety procedures.                      yes \_\_\_\_\_ no \_\_\_\_\_
41. Can read and understand technical manuals.                yes \_\_\_\_\_ no \_\_\_\_\_
42. Understands that work can result in earning money.        yes \_\_\_\_\_ no \_\_\_\_\_

43. What does this individual do if assigned work is finished?  
 \_\_\_\_\_  
 \_\_\_\_\_  
 \_\_\_\_\_

44. If work is completed ahead of schedule, uses unassigned work time appropriately.                      yes \_\_\_\_\_ no \_\_\_\_\_
45. Works cooperatively in a group of three or more.            yes \_\_\_\_\_ no \_\_\_\_\_
46. Works appropriately alone.    yes \_\_\_\_\_ no \_\_\_\_\_
47. Behaves appropriately during work breaks.                      yes \_\_\_\_\_ no \_\_\_\_\_
48. Behaves appropriately during lunch breaks.                      yes \_\_\_\_\_ no \_\_\_\_\_
49. Handles criticism from fellow workers appropriately.        yes \_\_\_\_\_ no \_\_\_\_\_

50. List the work history of this individual and state how he/she obtained these jobs.  
 Jobs performed in the school setting: \_\_\_\_\_

Jobs performed in the community: \_\_\_\_\_

51. Can accurately describe verbally what he or she did on these jobs.                      yes \_\_\_\_\_ no \_\_\_\_\_
52. Can accurately describe in writing what he or she did on these jobs (e.g., when asked to fill out a job application).                      yes \_\_\_\_\_ no \_\_\_\_\_

Other skills

53. Understands and follows three-step verbal directions.        yes \_\_\_\_\_ no \_\_\_\_\_
54. Can explain how he or she learns best.                              yes \_\_\_\_\_ no \_\_\_\_\_
55. List other skills that this individual has (e.g., musical, athletic).

Learning style and strategies

56. Needs extra time to answer questions
- Verbally    yes \_\_\_\_\_ no \_\_\_\_\_
  - In writing    yes \_\_\_\_\_ no \_\_\_\_\_
57. Gets distracted by sounds (e.g., people talking).                      yes \_\_\_\_\_ no \_\_\_\_\_
58. Gets distracted by visual stimuli not related to the task at hand (e.g., people, birds).                      yes \_\_\_\_\_ no \_\_\_\_\_
59. What approaches work best if this person needs to learn or practice a new skill that involves



eye/hand/body coordination? \_\_\_\_\_

---

---

---

**Learning style/strategies**

60. What approaches work best when teaching this person information that he or she does not know?

---

---

---

61. Describe this individual's attitudes and abilities in regard to his or her career choice. Include work habits, initiative, teacher comments, and so forth.

---

---

---

**Personal statement**

62. Attach a paragraph written by this individual that explains: 1) why he or she is seeking DVR assistance, 2) his or her career objectives, and 3) why he or she feels that he or she will be successful in that career.

**Setting Transition Goals**

Many youth with LD leave secondary education with insufficient vocational, functional, or academic skills to be successful in either career entry jobs or post-secondary education (DeFur, Getzel, & Kregel,). Improved transition planning while the students are in high school is critical to ensure that they exit school with the necessary skills and knowledge to acquire the needed supports and services in the community. Establishing transition goals help to provide a framework for the curriculum that students with LD will pursue while in high school and to identify independent living skills that students will need in the community.



## Four Year College

Student: \_\_\_\_\_ Date Completed: \_\_\_\_\_  
 School: \_\_\_\_\_ Grade: \_\_\_\_\_  
 Completed By: \_\_\_\_\_

Please complete using the following code:

- + to indicate mastery of skill listed
- to indicate an area which requires instruction
- \* to indicate that assistive technology is needed

### **FOUR-YEAR COLLEGE**

SELF-DETERMINATION: Refers to the individual's ability to act as his or her own advocate.

- \_\_\_\_\_ 1. Knows where to get assistance when needed
- \_\_\_\_\_ 2. Asks for assistance when needed
- \_\_\_\_\_ 3. Can explain own disability
- \_\_\_\_\_ 4. Can accept disability
- \_\_\_\_\_ 5. Can describe successful coping behaviors
- \_\_\_\_\_ 6. Takes responsibility for appointments during school
- \_\_\_\_\_ 7. Takes responsibility for appointments outside school
- \_\_\_\_\_ 8. Demonstrates ability to act as own advocate
- \_\_\_\_\_ 9. Understands need for goals
- \_\_\_\_\_ 10. Looks at alternatives
- \_\_\_\_\_ 11. Anticipates consequences
- \_\_\_\_\_ 12. Knows where to find good advice
- \_\_\_\_\_ 13. Sets immediate goals
- \_\_\_\_\_ 14. Sets long term goals
- \_\_\_\_\_ 15. Is self-accepting
- \_\_\_\_\_ 16. Identifies and requests appropriate accommodations
- \_\_\_\_\_ 17. Is familiar with ADA and education/employment rights

ACADEMIC AND LIFELONG LEARNING: Competencies needed for future education.

#### English Skills

- \_\_\_\_\_ 1. Has reading skills that are adequate for college program selected
- \_\_\_\_\_ 2. Writes a research report independently
- \_\_\_\_\_ 3. Uses dictionary
- \_\_\_\_\_ 4. Uses thesaurus
- \_\_\_\_\_ 5. Demonstrates basic grammar, punctuation, and spelling skills
- \_\_\_\_\_ 6. Is willing to write and rewrite papers
- \_\_\_\_\_ 7. Uses library resources independently
- \_\_\_\_\_ 8. Can develop sentences into paragraph

- \_\_\_\_\_ 9. Can develop outline
- \_\_\_\_\_ 10. Writes about own experiences
- \_\_\_\_\_ 11. Demonstrates adequate keyboarding skills OR is willing to hire papers typed
- \_\_\_\_\_ 12. Knows how to use word processor

#### Mathematics Skills

- \_\_\_\_\_ 1. Use a calculator accurately
- \_\_\_\_\_ 2. Computes without calculator:
  - \_\_\_ a. addition
  - \_\_\_ b. subtraction
  - \_\_\_ c. multiplication (without using times table)
  - \_\_\_ d. division (without using division table)
  - \_\_\_ e. all decimal operations
  - \_\_\_ f. all fraction operations
  - \_\_\_ g. positive-negative numbers
  - \_\_\_ h. measurements
  - \_\_\_ i. percentages
  - \_\_\_ j. averages
  - \_\_\_ k. algebra
  - \_\_\_ l. geometry

#### Science Skills

- \_\_\_\_\_ 1. Has passed mainstream courses in:
  - \_\_\_\_\_ a. Earth Science
  - \_\_\_\_\_ b. Physical Science
  - \_\_\_\_\_ c. Biology/Life Science
  - \_\_\_\_\_ d. Chemistry
  - \_\_\_\_\_ e. Physics

#### Social Studies

- \_\_\_\_\_ 1. Has passed mainstream courses in:
  - \_\_\_ a. American History
  - \_\_\_ b. American Government
  - \_\_\_ c. Economics
  - \_\_\_ d. Geography
  - \_\_\_ e. Psychology
  - \_\_\_ f. Sociology
  - \_\_\_ g. World History
- \_\_\_\_\_ 2. Is aware of current events
- \_\_\_\_\_ 3. Reads newspaper to gain information

#### Study Skills

- \_\_\_\_\_ 1. Sets realistic goals

- \_\_\_\_\_ 2. Practices time management
- \_\_\_\_\_ 3. Uses personal planner
- \_\_\_\_\_ 4. Is prompt
- \_\_\_\_\_ 5. Has necessary supplies and equipment
- \_\_\_\_\_ 6. Utilizes various resources (text, study guides, handouts, etc.) when preparing for tests
- \_\_\_\_\_ 7. Summarizes written or verbal information
- \_\_\_\_\_ 8. Uses self-management strategies to complete assignments
- \_\_\_\_\_ 9. Completes assigned work by deadlines
- \_\_\_\_\_ 10. Take notes using shortcut symbols for common words
- \_\_\_\_\_ 11. Underlines and highlights text and/or handouts appropriately

#### Test Taking

- \_\_\_\_\_ 1. Independently prepares for tests
- \_\_\_\_\_ 2. Can manage test anxiety
- \_\_\_\_\_ 3. Brings needed supplies
- \_\_\_\_\_ 4. Knows day, time and location of test
- \_\_\_\_\_ 5. Knows format of test and skills needed to pass test
- \_\_\_\_\_ 6. Knows what topics the test will cover

#### Lifelong Learning

- \_\_\_\_\_ 1. Identifies community resources
- \_\_\_\_\_ 2. Possesses critical and creative thinking skills
- \_\_\_\_\_ 3. Obtains and analyzes data and information
- \_\_\_\_\_ 4. Follows problem solving strategy
- \_\_\_\_\_ 5. Makes decisions
- \_\_\_\_\_ 6. Evaluates consequences and outcomes
- \_\_\_\_\_ 7. Obtains internal and external feedback
- \_\_\_\_\_ 8. Is self-motivated
- \_\_\_\_\_ 9. Demonstrates initiative, perseverance, determination, responsibility, accountability and flexibility
- \_\_\_\_\_ 10. Attends during instruction
- \_\_\_\_\_ 11. Follows verbal directions
- \_\_\_\_\_ 12. Follows written directions
- \_\_\_\_\_ 13. Remains on-task
- \_\_\_\_\_ 14. Is able to verbalize instructions given
- \_\_\_\_\_ 15. Ignores distractions

DAILY LIVING: Academic and functional competencies needed to live independently.

#### Selects, Manages & Maintains a Home

- \_\_\_\_\_ 1. Selects adequate housing

### Buys & Prepares Food

- \_\_\_\_\_ 1. Plans balanced meals
- \_\_\_\_\_ 2. Purchases food
- \_\_\_\_\_ 3. Prepares meals
- \_\_\_\_\_ 4. Cleans food preparation areas
- \_\_\_\_\_ 5. Stores food

### Buys and Cares for Clothing

- \_\_\_\_\_ 1. Washes clothing or chooses appropriate alternatives
- \_\_\_\_\_ 2. Irons and stores clothing
- \_\_\_\_\_ 3. Performs simple mending
- \_\_\_\_\_ 4. Purchases clothing

**HEALTH AND PHYSICAL CARE:** Academic and functional competencies needed to maintain the full range of physical, emotional, and mental well-being of an individual.

### Cares for Personal Needs

- \_\_\_\_\_ 1. Demonstrates knowledge of physical fitness, nutrition & weight control
- \_\_\_\_\_ 2. Demonstrates knowledge of common illness prevention and treatment
- \_\_\_\_\_ 3. Demonstrates adequate personal hygiene

### Emergencies

- \_\_\_\_\_ 1. Recognizes emergency situations
- \_\_\_\_\_ 2. Knows what to do in an emergency
- \_\_\_\_\_ 3. Selects health care professionals

**LEISURE:** Academic and functional competencies, interest and self-expression of an individual.

### Utilizes Recreation and Leisure

- \_\_\_\_\_ 1. Knows activities and available community resources
- \_\_\_\_\_ 2. Uses recreational facilities in the community
- \_\_\_\_\_ 3. Plans and chooses activities wisely

**MOBILITY:** Academic and functional competencies needed to interact and travel.

- \_\_\_\_\_ 1. Demonstrates knowledge of traffic rules & safety practices
- \_\_\_\_\_ 2. Drives a car
- \_\_\_\_\_ 3. Demonstrates ability to read and interpret public transportation schedules

**MONEY MANAGEMENT:** Academic and functional competencies such as budgeting, balancing a checkbook, and insurance planning.

### Manages Family Finances

- \_\_\_\_\_ 1. Identifies money and make correct change
- \_\_\_\_\_ 2. Plans, uses and adjusts a budget

- \_\_\_\_\_ 3. Utilizes comparison shopping
- \_\_\_\_\_ 4. Obtains and uses bank and credit facilities
- \_\_\_\_\_ 5. Keeps basic financial records
- \_\_\_\_\_ 6. Files personal income tax
- \_\_\_\_\_ 7. Understands basic contracts

#### Insurance Planning

- 1. Identifies resources for insurance
  - \_\_\_ a. health
  - \_\_\_ b. auto
  - \_\_\_ c. personal property
  - \_\_\_ d. life
  - \_\_\_ e. disability
- 2. Utilizes comparison shopping techniques for insurance
  - \_\_\_ a. health
  - \_\_\_ b. auto
  - \_\_\_ c. personal property
  - \_\_\_ d. life
  - \_\_\_ e. disability

SOCIAL: Competencies needed to participate and interact in a variety of settings in society.

#### Personal Interaction With Others

- \_\_\_\_\_ 1. Speaks in appropriate tone of voice
- \_\_\_\_\_ 2. Makes eye contact
- \_\_\_\_\_ 3. Deals with anger appropriately
- \_\_\_\_\_ 4. Accepts responsibility for actions
- \_\_\_\_\_ 5. Is able to delay gratification
- \_\_\_\_\_ 6. Dresses appropriately for occasion
- \_\_\_\_\_ 7. Expresses affection appropriately
- \_\_\_\_\_ 8. States disagreement appropriately
- \_\_\_\_\_ 9. Compromises when needed
- \_\_\_\_\_ 10. Is honest
- \_\_\_\_\_ 11. Respects the property of others

#### Initiates Interaction With Others

- \_\_\_\_\_ 1. Initiates conversation appropriately
- \_\_\_\_\_ 2. Greets others appropriately
- \_\_\_\_\_ 3. Seeks attention appropriately
- \_\_\_\_\_ 4. Disagrees appropriately
- \_\_\_\_\_ 5. Initiates apology as needed
- \_\_\_\_\_ 6. Introduces self to others

#### Responds to Social Contacts

- \_\_\_\_\_ 1. Respects "personal space" of others

- \_\_\_\_\_ 2. Avoids inappropriate gestures
- \_\_\_\_\_ 3. Takes turns in conversation
- \_\_\_\_\_ 4. Responds appropriately to teasing
- \_\_\_\_\_ 5. Manages frustration appropriately
- \_\_\_\_\_ 6. Responds appropriately to feedback
- \_\_\_\_\_ 7. Recognizes informal social rules
- \_\_\_\_\_ 8. Participates in group activities
- \_\_\_\_\_ 9. Resists peer pressure
- \_\_\_\_\_ 10. Makes refusals appropriately
- \_\_\_\_\_ 11. Accepts "no" for an answer
- \_\_\_\_\_ 12. Responds appropriately to an angry person

WORKPLACE READINESS: Academic and functional competencies and basic work behaviors.

Exhibits Appropriate Work Habits and Behaviors

- \_\_\_\_\_ 1. Follows directions
- \_\_\_\_\_ 2. Exhibits collaborative work skills
- \_\_\_\_\_ 3. Works at a satisfactory rate
- \_\_\_\_\_ 4. Accepts supervision
- \_\_\_\_\_ 5. Displays acceptable attendance
- \_\_\_\_\_ 6. Is punctual
- \_\_\_\_\_ 7. Produces quality work
- \_\_\_\_\_ 8. Demonstrates occupational safety
- \_\_\_\_\_ 9. Works independently
- \_\_\_\_\_ 10. Demonstrates responsibility
- \_\_\_\_\_ 11. Demonstrates dependability
- \_\_\_\_\_ 12. Independently awakens each day in time to meet appointments/maintain schedule

Knows & Explores Occupational Possibilities

- \_\_\_\_\_ 1. Identifies personal values met through work
- \_\_\_\_\_ 2. Identifies social values met through work
- \_\_\_\_\_ 3. Identifies financial value of work
- \_\_\_\_\_ 4. Is familiar with job clusters
- \_\_\_\_\_ 1. Identifies job opportunities available locally
- \_\_\_\_\_ 2. Identifies sources of job information

Selects & Plans Occupational Choices

- \_\_\_\_\_ 1. Identifies occupational interests
- \_\_\_\_\_ 2. Identifies occupational aptitudes
- \_\_\_\_\_ 3. Identifies requirements of appropriate and available jobs
- \_\_\_\_\_ 4. Makes realistic occupational choices

Exhibits Adequate Physical-Manual Skills

- \_\_\_\_\_ 1. Demonstrates balance and coordination
- \_\_\_\_\_ 2. Demonstrates manual dexterity
- \_\_\_\_\_ 3. Demonstrates stamina & endurance

OCCUPATIONALLY SPECIFIC SKILLS: Academic and functional competencies that would be needed in specific occupations or clusters of occupations.

Obtains a Specific Occupational Skill

- \_\_\_\_\_ 1. Is cognizant of job specific skills required for career choice
- \_\_\_\_\_ 2. Selects and enrolls in a college program

Adapted from materials developed by Western Hills Area Education Agency, Sioux City, Iowa.





## **Competitive Employment**

Student: \_\_\_\_\_ Date Completed: \_\_\_\_\_

School: \_\_\_\_\_ Grade: \_\_\_\_\_

Completed By: \_\_\_\_\_

Please Complete using the following code:

- + to indicate mastery of skill listed
- to indicate an area which requires instruction
- \* to indicate that assistive technology is needed.

### **COMPETITIVE EMPLOYMENT**

**SELF-DETERMINATION:** Refers to the individual's ability to act as his or her own advocate.

- \_\_\_\_\_ 1. Knows where to get assistance when needed
- \_\_\_\_\_ 2. Asks for assistance when needed
- \_\_\_\_\_ 3. Can explain own disability
- \_\_\_\_\_ 4. Can accept disability
- \_\_\_\_\_ 5. Can describe successful coping behaviors
- \_\_\_\_\_ 6. Takes responsibility for appointments during school
- \_\_\_\_\_ 7. Takes responsibility for appointments outside school
- \_\_\_\_\_ 8. Demonstrates ability to act as own advocate
- \_\_\_\_\_ 9. Understands need for goals
- \_\_\_\_\_ 10. Looks at alternatives
- \_\_\_\_\_ 11. Anticipates consequences
- \_\_\_\_\_ 12. Knows where to find good advice
- \_\_\_\_\_ 13. Sets immediate goals
- \_\_\_\_\_ 14. Sets long term goals
- \_\_\_\_\_ 15. Is self-accepting
- \_\_\_\_\_ 16. Identifies and requests appropriate accommodations
- \_\_\_\_\_ 17. Is familiar with ADA and employment rights

**ACADEMIC AND LIFELONG LEARNING:** Academic and functional competencies needed to pursue and benefit from future educational and learning opportunities.

Communicates Adequately with Others

- \_\_\_\_\_ 1. Reads at a level needed for future goals OR knows how to get needed help
- \_\_\_\_\_ 2. Writes at a level needed for future goals OR knows how to get needed help
- \_\_\_\_\_ 3. Speaks at a level needed for future goals OR knows how to get needed help
- \_\_\_\_\_ 4. Makes local telephone calls
- \_\_\_\_\_ 5. Responds appropriately to incoming telephone calls

- \_\_\_\_\_ 6. Uses a pay telephone
- \_\_\_\_\_ 7. Accurately records telephone messages

#### Lifelong Learning

- \_\_\_\_\_ 1. Identifies community resources
- \_\_\_\_\_ 2. Possesses critical and creative thinking skills
- \_\_\_\_\_ 3. Obtains and analyzes data and information
- \_\_\_\_\_ 4. Follows problem solving strategy
- \_\_\_\_\_ 5. Makes decisions
- \_\_\_\_\_ 6. Evaluates consequences and outcomes
- \_\_\_\_\_ 7. Obtains internal and external feedback
- \_\_\_\_\_ 8. Is self-motivated
- \_\_\_\_\_ 9. Demonstrates qualities of initiative, perseverance, determination, responsibility, accountability and flexibility
- \_\_\_\_\_ 10. Follows verbal directions
- \_\_\_\_\_ 11. Follows written directions
- \_\_\_\_\_ 12. Remains on-task
- \_\_\_\_\_ 13. Able to verbalize instructions given
- \_\_\_\_\_ 14. Ignores distractions

DAILY LIVING: Academic and functional competencies needed to live independently

#### Selects, Manages & Maintains a Home

- \_\_\_\_\_ 1. Selects adequate housing

#### Buys & Prepares Food

- \_\_\_\_\_ 1. Plans balanced meals
- \_\_\_\_\_ 2. Purchases food
- \_\_\_\_\_ 3. Prepares meals
- \_\_\_\_\_ 4. Cleans food preparation area
- \_\_\_\_\_ 5. Stores food

#### Buys and Cares for Clothing

- \_\_\_\_\_ Washes, irons and stores clothing
- \_\_\_\_\_ Performs simple mending
- \_\_\_\_\_ Purchases clothing

HEALTH AND PHYSICAL CARE: Academic and functional competencies needed to maintain the full range of physical, emotional, and mental well-being of an individual.

#### Cares for Personal Needs

- \_\_\_\_\_ 1. Demonstrates knowledge of physical fitness, nutrition & weight control
- \_\_\_\_\_ 2. Demonstrates knowledge of common illness prevention and treatment
- \_\_\_\_\_ 3. Demonstrates adequate personal hygiene

### Emergencies

- \_\_\_\_\_ 1. Recognizes emergency situations
- \_\_\_\_\_ 2. Knows what to do in an emergency
- \_\_\_\_\_ 3. Selects health care professionals

LEISURE: Academic and functional competencies, interest and self-expression of an individual.

### Utilizes Recreation and Leisure

- \_\_\_\_\_ 1. Knows activities and available community resources
- \_\_\_\_\_ 2. Uses recreational facilities in the community
- \_\_\_\_\_ 3. Plans and chooses activities wisely

MOBILITY: Academic and functional competencies needed to interact and travel.

- \_\_\_\_\_ 1. Demonstrates knowledge of traffic rules & safety practices
- \_\_\_\_\_ 2. Drives a car
- \_\_\_\_\_ 3. Demonstrates ability to read and interpret public transportation schedules

MONEY MANAGEMENT: Academic and functional competencies such as budgeting, balancing a checkbook, and insurance planning.

### Manages Family Finances

- \_\_\_\_\_ 1. Identifies money and make correct change
- \_\_\_\_\_ 2. Plans, uses and adjusts a budget
- \_\_\_\_\_ 3. Utilizes comparison shopping
- \_\_\_\_\_ 4. Obtains and uses bank and credit facilities
- \_\_\_\_\_ 5. Keeps basic financial records
- \_\_\_\_\_ 6. Files personal income tax
- \_\_\_\_\_ 7. Understands basic contracts
- \_\_\_\_\_ 8. Lists advantages and disadvantages of fringe benefits

### Insurance Planning

- \_\_\_\_\_ 1. Identifies resources for insurance
  - \_\_\_\_\_ a. health
  - \_\_\_\_\_ b. auto
  - \_\_\_\_\_ c. personal property
  - \_\_\_\_\_ d. life
  - \_\_\_\_\_ e. disability
- \_\_\_\_\_ 2. Utilizes comparison shopping techniques for insurance
  - \_\_\_\_\_ a. health
  - \_\_\_\_\_ b. auto
  - \_\_\_\_\_ c. personal property
  - \_\_\_\_\_ d. life
  - \_\_\_\_\_ e. disability

**SOCIAL:** Competencies needed to participate and interact in a variety of settings in society.

**Personal Interaction With Others**

- \_\_\_\_\_ 1. Speaks in appropriate tone of voice
- \_\_\_\_\_ 2. Makes eye contact
- \_\_\_\_\_ 3. Deals with anger appropriately
- \_\_\_\_\_ 4. Accepts responsibility for actions
- \_\_\_\_\_ 5. Is able to delay gratification
- \_\_\_\_\_ 6. Dresses appropriately for occasion
- \_\_\_\_\_ 7. Expresses affection appropriately
- \_\_\_\_\_ 8. States disagreement appropriately
- \_\_\_\_\_ 9. Compromises when needed
- \_\_\_\_\_ 10. Is honest
- \_\_\_\_\_ 11. Respects the property of others

**Initiates Interaction With Others**

- \_\_\_\_\_ 1. Initiates conversation appropriately
- \_\_\_\_\_ 2. Greets others appropriately
- \_\_\_\_\_ 3. Seeks attention appropriately
- \_\_\_\_\_ 4. Disagrees appropriately
- \_\_\_\_\_ 5. Initiates apology as needed
- \_\_\_\_\_ 6. Introduces self to others

**Responses to Social Contacts**

- \_\_\_\_\_ 1. Respects "personal space" of others
- \_\_\_\_\_ 2. Avoids inappropriate gestures
- \_\_\_\_\_ 3. Takes turns in conversation
- \_\_\_\_\_ 4. Responds appropriately to teasing
- \_\_\_\_\_ 5. Manages frustration appropriately
- \_\_\_\_\_ 6. Responds appropriately to feedback
- \_\_\_\_\_ 7. Recognizes informal social rules
- \_\_\_\_\_ 8. Participates in group activities
- \_\_\_\_\_ 9. Resists peer pressure
- \_\_\_\_\_ 10. Makes refusals appropriately
- \_\_\_\_\_ 11. Accepts "no" for an answer
- \_\_\_\_\_ 12. Responds appropriately to an angry person

**WORKPLACE READINESS:** Academic and functional competencies and basic work behaviors.

**Exhibits Appropriate Work Habits and Behaviors**

- \_\_\_\_\_ 1. Follows directions
- \_\_\_\_\_ 2. Exhibits collaborative work skills
- \_\_\_\_\_ 3. Works at a satisfactory rate

- \_\_\_\_\_ 4. Accepts supervision
- \_\_\_\_\_ 5. Displays acceptable attendance
- \_\_\_\_\_ 6. Is punctual
- \_\_\_\_\_ 7. Produces quality work
- \_\_\_\_\_ 8. Demonstrates occupational safety
- \_\_\_\_\_ 9. Works independently
- \_\_\_\_\_ 10. Demonstrates responsibility
- \_\_\_\_\_ 11. Demonstrates dependability
- \_\_\_\_\_ 12. Independently awakens each day in time to meet appointments/maintain schedule

#### Knows & Explores Occupational Possibilities

- \_\_\_\_\_ 1. Identify personal values met through work
- \_\_\_\_\_ 2. Identify social values met through work
- \_\_\_\_\_ 3. Identify financial value of work
- \_\_\_\_\_ 4. Is familiar with job clusters
- \_\_\_\_\_ 5. Identify job opportunities available locally
- \_\_\_\_\_ 6. Identify sources of job information
- \_\_\_\_\_ 7. Completes a job application form independently
- \_\_\_\_\_ 8. Possesses job interview skills

#### Selects & Plans Occupational Choices

- \_\_\_\_\_ 1. Identifies occupational interests
- \_\_\_\_\_ 2. Identifies occupational aptitudes
- \_\_\_\_\_ 3. Identifies requirements of appropriate and available jobs
- \_\_\_\_\_ 4. Makes realistic occupational choices

#### Exhibits Adequate Physical-Manual Skills


- \_\_\_\_\_ 1. Demonstrates balance and coordination
- \_\_\_\_\_ 2. Demonstrates manual dexterity
- \_\_\_\_\_ 3. Demonstrates stamina & endurance
- \_\_\_\_\_ 4. Demonstrates sensory discrimination

**OCCUPATIONALLY SPECIFIC SKILLS:** Academic and functional competencies that would be needed in specific occupations or clusters of occupations.

#### Obtains a Specific Occupational Skill

- \_\_\_\_\_ 1. Demonstrates ability to maintain employment in the community
- \_\_\_\_\_ 2. Uses high school level vocational programs to learn basic occupational skills
- \_\_\_\_\_ 3. Identifies reasons for changing jobs.
- \_\_\_\_\_ 4. Identifies proper procedures for changing jobs

Adapted from materials developed by Western Hills Area Education Agency, Sloux City, Iowa.



# Career Development

**FIGURE 2-3**  
**Relevant Assessment Questions for Career Development**

**Awareness Phase**

- What is work?
- What is a job?
- What are some jobs you know about?
- What kind of work do people do on these jobs?
- What have you dreamed of doing when you finish school?
- What kind of job do you want?
- Where do you want to live, and with whom, when you are grown up?
- Why do people work?
- Why do you want to work?
- What do you enjoy doing when you are not in school?
- What jobs do your mother, father, and other family members have?
- What types of things do they do on their jobs?
- What is college?
- Why do people go to college?
- What is vocational training?
- What is public transportation?
- How would you get where you want to go if your parents did not drive you?
- What is voting?

**Exploration Phase**

- What jobs are you interested in visiting?
- What exploratory courses would you like to take in school?
- What hobbies do you have?
- What activities do you do in your spare time?
- What volunteer or community service work do you do?
- Did you enjoy your summer job?
- What parts did you like best?
- Do you like being inside or outside better?
- Do you prefer being with other people, or do you enjoy being by yourself?
- Do you enjoy working with your hands and with tools, or do you prefer to solve problems in your head?
- Did you get along well with your classmates? If so, why did you? If not, why didn't you?
- What skills do you have that you can use in these or other courses?

### **Preparation Phase**

- What courses do you need to achieve your career goals?
- What skills will you need to gain entry into those courses?
- How will you prepare to live on your own?
- Will you need to take courses during high school and after?
- Will these courses lead to college courses?
- Does the school have a tech prep program?
- Do you and your family plan for you to attend college?
- Will you gain the skills needed to succeed in college?
- Will you be able to get a job based on your high school and/or college coursework?
- Does the educational program provide job placement and support?
- Can you gain entry into an approved apprenticeship program?

### **Assimilation Phase**

- Can you continue your training and education after you begin employment?
- Does the employer provide educational benefits?
- How can you advance within the company?
- Can you transfer between departments in the company?
- Does the employer offer a good retirement and benefits package?
- Do you have alternatives to pursue if your employer has to downsize or lay off workers?
- Do you have options for continuing education, even for leisure interests?
- Can you transfer your job skills and a vocational skills to other employment?

Note: From *Assess for Success: Handbook on Transition Assessment* by Patricia L. Sitlington, Debra A. Neubert, Wynne Begun, Richard C. Lombard, and Pamela J. Leconte, Reston, VA: The Council for Exceptional Children. Permission is granted to reproduce this page.



**FIGURE 2-2**  
**Career Development Checklist**

**Career Awareness**

- Can identify parents' and other family members' jobs.
- Can describe what parents and others do on their jobs.
- Can name and describe at least 10 different occupations.
- Can describe how people get jobs.
- Can describe at least three jobs to investigate.
- Can discuss what happens if adults cannot or do not work.
- Can identify why people have to get along with each other to work.

**Career Exploration**

- Can discern the difference between a job and a career.
- Can identify three ways to find out about different occupations.
- Can state at least three things they want in a job.
- Can identify the steps in finding a job.
- Can identify at least three careers they want to explore.
- Can state preferences for indoor vs. outdoor work, solitary work versus working with others, and working with their hands and tools/machines versus working strictly with their minds.
- Can identify how to get applications and how to complete them.
- Can discuss why interviews are important.
- Can identify their strengths, abilities, skills, learning styles, and special needs regarding work or specific jobs.


**Career Preparation**

- Can identify career/vocational courses they want to take in school.
- Can describe the educational and work requirements of specific careers and jobs.
- Can identify where education and training can be obtained.
- Can explain steps in acquiring the skills necessary to enter a chosen field or job.  
Can describe entry level skills, course or job requirements, and exit level competencies to succeed in courses.
- Can identify community and educational options and alternatives to gaining education and employment in a chosen field.
- Can identify the worker characteristics and skills in working with others that are required in a chosen field or job.

## Career Assimilation

- Can identify steps to take if they want to advance in their place of employment.
- Can identify educational benefits and ways of gaining additional training through their employment.
- Can explain fields that are related to their current work in which they could transfer.
- Can identify ways to change jobs without losing benefits or salary.
- Can describe appropriate ways of leaving or changing jobs and companies.
- Can relate their skills to other occupations or avocations.
- Can explain retirement benefits.
- Can identify and participate in leisure activities that they can pursue after they retire.

Note: From *Assess for Success: Handbook on Transition Assessment* by Patricia L. Siffington, Debra A. Neubert, Wynne Begun, Richard C. Lombard, and Pamela J. Leconte, Reston, VA: The Council for Exceptional Children, Permission is granted to reproduce this page.



# **Assessing Self-Determination**

## **Assessing IEP Self-Determination Skills**

### **IEP Preparation**

1. Does the student understand the purpose of the IEP meeting?
2. Can the student explain the law guaranteeing his or her rights and requiring the IEP?
3. Does the student know who will be attending the IEP meeting?
4. Who does the student want to invite to the IEP meeting?
5. Does the student know what roles the IEP participants will play?
6. Has the student reviewed current assessment information?
7. Has the student developed a list of personal goals to share at the meeting?
8. Has the student developed a list of questions to ask at the meeting?
9. Has the student practiced expressing his or her interests, preferences, and strengths?
10. Is the student prepared to ask for instructional and/or curriculum accommodations?


### **IEP Performance**

1. Did the student know who was in attendance at the IEP meeting and their roles?
2. Was the student able to express his or her interests, preferences, and abilities?
3. Did the student express his or her personal goals and aspirations?
4. Did the student ask relevant questions?
5. Did the student request appropriate accommodations (if needed)?
6. Did the student express personal responsibility for goal setting and attainment?
7. Did the student facilitate or co facilitate the IEP meeting?
8. Is the student satisfied with the IEP meeting outcomes/results?
9. What does the student think could have been done to improve the meeting?

### **IEP Implementation**

1. Does the student attend class on time?
2. Does the student request instructional support when needed?
3. Does the student request testing accommodations when needed?
4. Does the student assume responsibility for successes and failures?
5. Is the student aware of and working toward IEP goals?
6. Does the student believe he or she is receiving the support needed to reach IEP goals?
7. Has the student explored post-secondary options and support services?
8. Can the student explain which post-secondary options match his or her goals and needs?
9. Has the student developed a plan and timeline for contacting adult service providers?

Note. From Assess for Success. Handbook on Transition Assessment .



# **Assistive Technology** **Assessment**

## ASSISTIVE TECHNOLOGY ASSESSMENT

Until IEP team members become familiar and comfortable with various assistive devices and strategies, it may be advisable to have assessments conducted by someone outside of the school district who specializes in assistive technology. When a comfort level is established and assistive technology is being used by students with cognitive impairments, district personnel may be able to assess other students using the available devices. IEP team members should still consider independent assessments for those students who present unique needs that have not been met using the district's existing assistive technology. Outside assessments will also help team members to stay abreast of new developments and technologies that can help students maximize their potential.

School districts should consider designating appropriate staff to be assistive technology resources. This might be a school psychologist, an administrator, a special education teacher, or other staff that show an interest and the ability to identify and advocate for assistive technology.

As part of each school district's technology plan, the ability of students with disabilities to access input and output must be addressed. A representative from special education, who knows the assistive technology needs of special education students, should be involved on the district's technology planning committee. If some or most of the technology needs for special education students can be paid for under the district's technology plan, more equipment and resources can be made available than by trying to fund high tech assistive technology under the special education budget. Compatibility will be improved and retrofitting expenses will be greatly reduced.

### **Possible Funding Sources for Assistive Technology**

1. School District
2. Title XIX if medically necessary
3. Vocational Rehabilitation
  - If employment-related
  - Can purchase from school when student graduates (3 year depreciation)
4. Family purchases
  - DakotaLink loan program
5. Used equipment - DakotaLink's Equipment Connection

### **Assistive Technology and Adaptations**

All students could benefit from the types of services offered through Special Education:

- An annual Individual Education Plan meeting with the student, parents, educators, and other stakeholders coming together to formulate long term plans with the student.**
- Learning employability skills and trying out different jobs
- Addressing and teaching independent living skills
- Identification of strengths, weaknesses, and interests
- Identification of assistive technology and adaptations that can increase learning

Students without cognitive impairments usually benefit from many of the assistive technologies and adaptations that are listed on the following pages. However, one student's convenience item may be assistive technology to a student with cognitive impairments. For example, a word processing program may be a convenience that helps the "A" student to marginally improve neatness and quality of writing, but the same program may be an essential assistive technology to the student with a cognitive impairment who struggles with dysgraphia, grammar, and spelling.

## READING

Large Print for individuals who have trouble tracking while reading

Colored overlays

Straight edge

Books on tape for pleasure reading (Available through libraries and bookstores) Text books on tape

Text books on CD-ROM (Very limited availability at present)

**The main advantage over books on tape is that one disk can hold the same information as 50 or more audio cassettes. A disk can also be searched to find a specific page, topic, or key word. Another advantage over books on tape is that a student using a screen reading program can follow along with the text on the screen to improve his/her reading skills.**

Reference books on CD-ROM

Books on CD-ROM for pleasure reading

Screen reading programs which convert text to speech

"Reading machines" consisting of a scanner, optical character recognition software, a word processing program, and a screen reading program. Printed information including textbooks, magazines, or virtually any document can be scanned into a word processing program. Screen reading software can then read the document out loud to the student using synthesized speech. Most programs come with built-in dictionaries, adjustable speed, and text hi-lifting capabilities. These reading machines can help students improve their reading skills, improve their comprehension of written assignments, and reduce staffing costs.

Video cassette recordings covering topics in science, social studies, literature, and other reading

**Intensive subjects may be purchased with textbooks or borrowed from libraries. Videos provide a welcome change of pace for all students, and can greatly increase learning for students with reading disabilities.**

Videos on CD-ROM (Some of these are interactive)

## MATH

Graph paper for students who lack the fine motor skills to keep numbers in columns

Calculators may help students to focus on the math concepts instead of struggling with calculations

Talking calculators

Budgeting software and checkbook balancing software

Customized spreadsheets tailored to the students' needs

Multimedia software and games for math drills (e.g. Add/Subtract/ Multiply/ Divide)

## WRITING

Dictionary

Spell checking devices

Grading for content as opposed to grading for penmanship, grammar, and spelling

Use of a standard word processing program to improve the quality of written assignments

(spell check, grammar check, word prediction, and printing features)

Writing legibly, spelling, and using correct grammar are difficult for many students with cognitive impairments. Using a word processing program will help many students to minimize their deficits and to improve the quality of their writing.

Becoming proficient with a word processing program also improves overall computer literacy.

Voice recognition software (speech to text)

### Keyboarding vs Voice Recognition

Most students with cognitive impairments have difficulty in processing information from the written page and then typing it quickly and accurately using a computer keyboard.

Transferring thoughts directly into a word processing program via a keyboard may also prove frustrating and time consuming. A keyboarding class can help students with cognitive impairments to become familiar with computers, but learning to use voice recognition software for information input may better serve the student in the long run.

Several companies are releasing new generations of voice recognition software that will minimize the need for keyboarding skills. Improvements in this software and advances in hardware have made it possible for many individuals (including doctors and lawyers eliminating the dictation to transcription process) to verbally input information into a word processing program at a rate of 160 words per minute with 95% or greater accuracy. Spell checking, homonym identification, and grammar checking are built into most of this software.

Voice recognition software is not the answer for all students with cognitive impairments. An assessment or trial run is advisable before purchasing a program. Individuals train the software to recognize their speech patterns and intonation by reading specified text into the program. Poor reading skills makes it difficult for some students to train the software to their speech patterns and to successfully utilize a continuous speech recognition program. These students may have more success using the older discreet speech programs than the new continuous speech programs.

These programs work best for individuals who have clear speech and have access to computers with a bare minimum of 200 mhz processing speed and 32 megabytes of RAM. Error correction is still cumbersome, better interfaces with other software are in



process, and overall user friendliness is steadily improving. New generations of software and hardware will make it easier for students with disabilities to benefit from voice recognition programs.

The cost for this type of software varies, but some of the best programs can be purchased for less than \$150, and prices should continue to decrease. Many of the new programs can accommodate multiple users. Installation of the programs is also becoming simpler. Microsoft will probably incorporate voice recognition software into one of its next generations of the Windows and NT operating systems.

#### NOTE TAKING/LECTURES

A mini cassette recorder to tape classroom lectures

Instruction on how to take notes

A copy of the instructor's lecture notes or overheads

Copy of class notes from another student proficient in note taking

Classroom assistant's notes or a condensed study guide summarizing key information

Use of chalkboard or overheads to reinforce key information

Use of demonstration and examples when teaching new materials

Overview provided before starting the lesson

Follow-up by instructor to gauge understanding

#### TEST TAKING

Test to find out what the student has learned and not to see how well the student takes tests

Instruction on how to take different types of tests

Practice tests and study guides

Spec Ed teacher's assistance to help instructors identify, accept, and develop alternate test formats

Alternate format tests (e.g. multiple choice as opposed to fill in the blank, eliminate scanned answer sheets, complete a project to demonstrate knowledge)

Elimination of test questions with double negatives and trick questions in general

Shortened tests

More frequent testing over smaller amounts of material

Extra time for tests

Testing outside of the regular classroom

Testing on a computer

Open book or open note tests

Tests on audio or video tape

Oral tests

Scribe to record answers

Speak answers into a tape recorder

Modifications for state or district-wide achievement testing are to be addressed at IEP meetings

ACT allows for extra time, readers, and other accommodations (with disability documentation)

## ORGANIZATION and MEMORY

Establish routines

Day Planners

Checklists (e.g. steps to turn on a computer and find a specific program or document)

Electronic organizers

Tape recorders to record assignments, events, thoughts, etc.

Taking notes and putting them into pockets works well for some students

Course syllabus and outline (extra copies for home and case manager to monitor progress)

Written schedules or printed assignment lists

Pictorial lists

Assignments designed to improve memory and organization

Instructional software designed to improve memory and organization

## COMMUNICATION BETWEEN PARENTS AND SCHOOL

Homework/Message notebook that student takes home and then brings back to school

E-Mail messages since teacher and parent schedules frequently conflict

Mutual respect and understanding

Answering machine or voice messaging at both home and school

## CONCENTRATION

F/M (short-range radio) headsets for lectures (minimizes auditory distractions)

Headsets for multimedia computer learning activities

Multi-media activities, games and presentations

Sit near the front of class, sit away from windows and doors (fewer visual distractions)

## SCHEDULING

Schedule difficult classes at the time of day when the student functions best

Avoid scheduling too many difficult classes in a row or during one semester

Consider course substitutions if the student will benefit (i.e. consumer math instead of algebra)

## REMEDIATION

Tutoring by staff

Peer tutoring

Flash cards

Software tutorials - The Triple T Project (Technology Tools for Teachers) at the TIE Office has a resource center for software and other technology tools for special needs education; contact Myrna Gilbertson at 1925 Plaza Blvd, Rapid City, SD 57702; phone (605) 394-1876, or e-mail

[mgilbertson@sdtie.sdserv.org](mailto:mgilbertson@sdtie.sdserv.org).

<http://www.tie.net/>

<http://dakotalink.tie.net/HomePgg.html>

Multimedia presentations

Self-paced materials

Student's learning styles should be identified to develop optimal instruction techniques

## STANDARD COMPUTER HARDWARE and SOFTWARE AS ASSISTIVE TECHNOLOGY


Computer applications are designed to assist all people with improved functioning in the areas of organization, memory, time management, writing, manipulating and summarizing numerical data, researching, communicating with other people, and productivity. Since students with cognitive impairments struggle in many of these areas, learning to use existing and developing technologies is critical for these students. The cost of computer technology continues to decrease.

Computers are increasingly being used as INDEPENDENT LEARNING TOOLS that allow a student to set their own pace in a particular study or skill area. The relatively low cost of computer technology, as compared to the cost of an instructional aide, is starting to become apparent to some educational administrators. Computers can help students to experience more success in school, and more importantly, can help students to maximize their independence in the adult world.

## COMPUTER LITERACY

All students are expected to possess basic competencies in various computer applications at high school graduation. Word processing, data entry, spreadsheet, database, reference disk, internet, and e-mail skills are expected by most employers and post-secondary schools. The lack of basic computer competencies is becoming akin to having disability in itself.

\*\* To find out more about assistive technology services, devices, assessments, resources in SD, call DakotaLink at 1-800-645-0673 or [www.dakotalink.tie.net](http://www.dakotalink.tie.net).



**ONE MORE LOOK AT A  
TRANSITION CHECKLIST TO  
MAKE SURE THE STUDENT AND  
FAMILY HAVE COVERED  
EVERYTHING!**

Name \_\_\_\_\_ Date \_\_\_\_\_

The best transition plan will not prepare a student for adult life without the availability of many high quality options for implementation. There are several important components to consider in the implementation of a student's transition-focused IEP. These include special education services in high school settings, meeting graduation standards through general education, and School-to-Work activities.

---

### **Transition Check List**

#### **Planning for Learning After High School**

---

##### **Can the student and family do the following?**

- \_\_\_\_\_ Describe your disability out loud and explain what you do because of your disability?
- \_\_\_\_\_ Describe your learning styles out loud?
- \_\_\_\_\_ Demonstrate independence by writing some of your own IEP goals?
- \_\_\_\_\_ Learn about your civil rights and the responsibilities of high schools and colleges under Section 504 and the Americans with Disabilities Act?
- \_\_\_\_\_ Select classes with parent input that will prepare you academically for college or vocational/technical school (e.g. word processing, public speaking, study skills)?
- \_\_\_\_\_ Self-advocate with parents, teachers, and peers? Describe: Try out accommodations and auxiliary aids that teachers deem appropriate (e.g. taped textbooks, note takers, extra time on exams)?
- \_\_\_\_\_ Learn how to talk to teachers since they don't give you anything that you don't ask for?
- \_\_\_\_\_ Know how, when, and where to discuss and request needed accommodations?
- \_\_\_\_\_ Manage your study time well?
- \_\_\_\_\_ Attend college/career events in your district?

### **Recreation and Leisure**

- \_\_\_\_\_ Enroll and participate in a recreation/leisure class in the community?
- \_\_\_\_\_ Learn how to plan recreation and leisure activities (where, when, cost, transportation)?
- \_\_\_\_\_ Practice healthy fitness habits?
- \_\_\_\_\_ Join a club or organization?

### **Living Options**

- \_\_\_\_\_ Explore future living options
- \_\_\_\_\_ Talk with others who have been through the transition of moving into another setting?

### **Personal Living Skills**

- \_\_\_\_\_ Develop housekeeping, budgeting, and cooking skills?
- \_\_\_\_\_ Develop math, and reading skills you will need as an adult?
- \_\_\_\_\_ Develop skills needed to solve problems with others?
- \_\_\_\_\_ Learn about your health care needs?
- \_\_\_\_\_ Learn how to open a bank account, write a check, budget money?
- \_\_\_\_\_ Identify the changes in your legal rights and responsibilities for when you turn 18?

## Your Transition IEP Checklist

Use this checklist to see whether or not your student's IEP meets the requirements of IDEA (the federal law covering education for students with disabilities) and SD Special Education Program:

<input type="checkbox"/> Did the student take part in planning IEP? If not, did the team take other steps to make sure the student's interests and needs were considered in the plan?	<input type="checkbox"/> Did the team include in the IEP: Instruction, related services, community experiences, employment, daily living skills, if needed, functional vocational evaluation.
<input type="checkbox"/> Are the annual goals and objectives in the IEP based on the student's needs?	<input type="checkbox"/> Was a vocational (career-related) assessment begun at age 14? Is it reviewed once a year and does it provide information to the team for planning transition goals?
<input type="checkbox"/> Were staff members of agencies which might be providing or paying for transition services invited to the IEP/ transition meeting? If the invited agencies did not send any staff members, did the team take other steps to make sure these agencies took part?	<input type="checkbox"/> Was the need for assistive technology in transition considered?
<input type="checkbox"/> Does the IEP include the student's long range goals in: employment, independent living, post secondary education, community participation	<input type="checkbox"/> Did the IEP team meet again if the responsibilities of other agencies identified in the IEP were not met?
<input type="checkbox"/> Is the course of study in the IEP what the student needs to reach the long-range goals?	<input type="checkbox"/> For students turning 17, did the team talk about the transfer of rights to the student?
<input type="checkbox"/> Are the annual goals and objectives designed to help the student reach the long-range goals?	